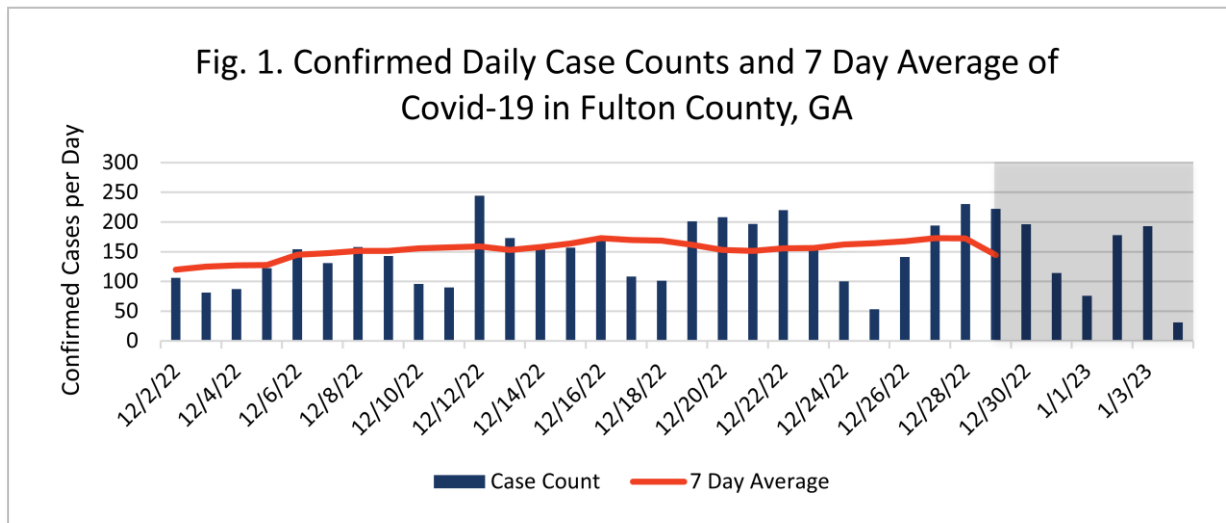


COVID-19 IN FULTON COUNTY - UPDATE AS OF 01/05/23

Total Confirmed Cases	New Confirmed Cases	Total Hospitalizations	New Hospitalizations	Total Confirmed Deaths	New Confirmed Deaths
232,843	4,200	11,906	54	2,339	8

New refers to the most recent 4 weeks after a one-week delay to account for a lag in test result reporting – 12/02/22 – 12/29/22



In the recent two-week reporting period (12/16 - 12/29), there were **more new cases of COVID-19** in Fulton County than the previous two weeks (12/2 - 12/15).

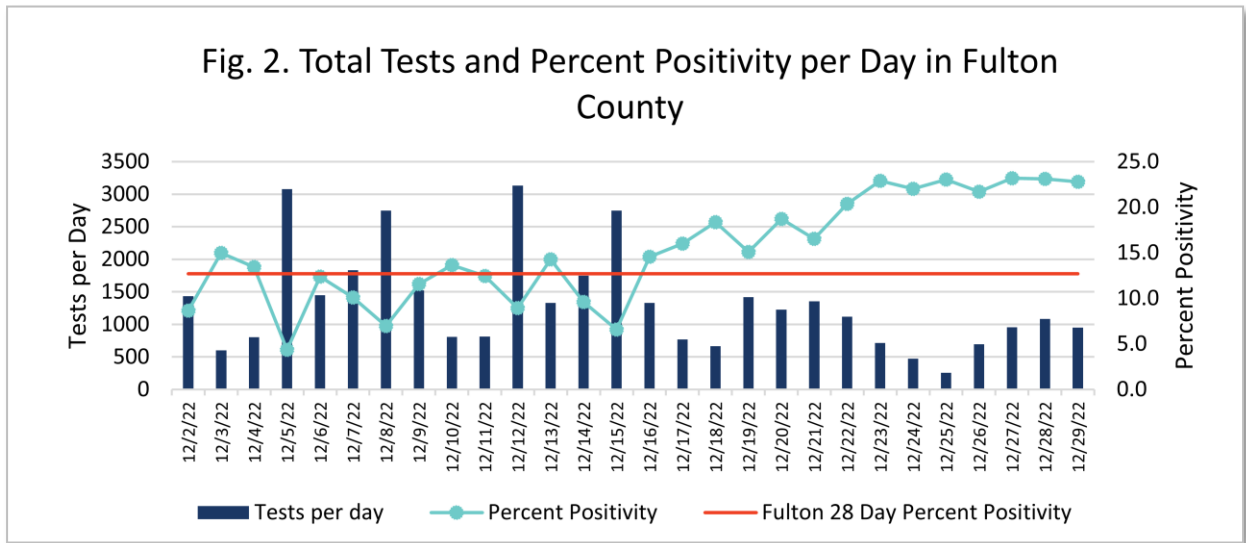


The **CDC Community Level** for Covid-19 in Fulton County is currently

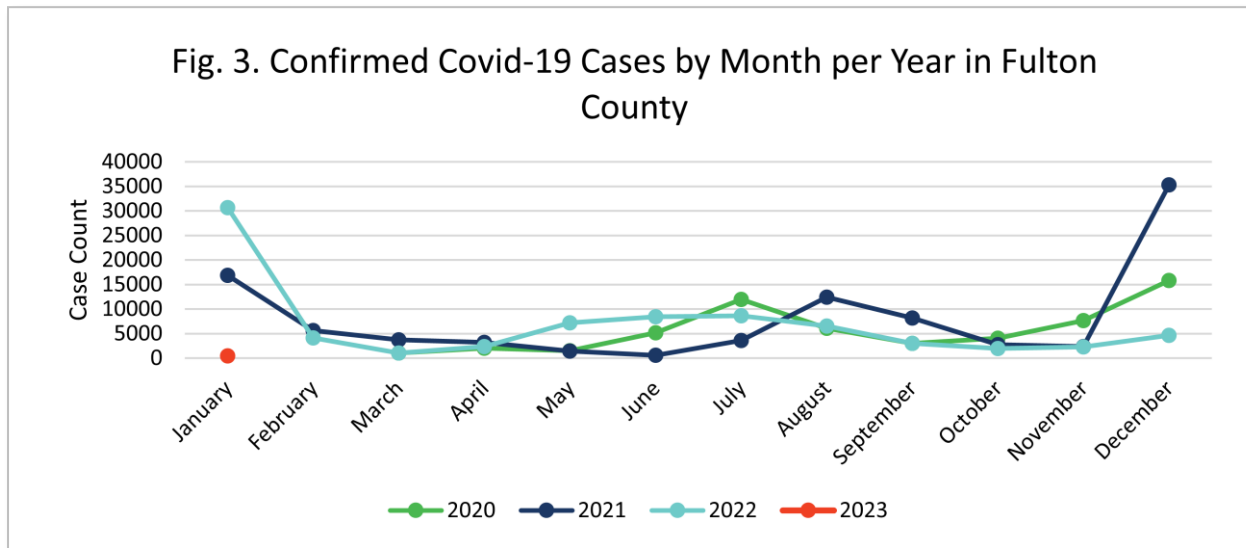
 **Medium**

TESTING UPDATE

Fulton Percent Positivity 12/02/22 – 12/29/22	Georgia Percent Positivity 12/02/22 – 12/29/2022
12.7%	15.7%



COVID-19 YEARLY TRENDS COMPARISON



COVID-19 CASES BY VACCINATION STATUS

