

FULTON COUNTY, GEORGIA

April 2018 FINANCIAL RESULTS

Unaudited, Cash Basis



The Board of Commissioners and County Manager have categorized County efforts into six strategic areas. These priority areas are dedicated to achieving the major goals for Fulton County Government. The Office of Strategy and Performance Management oversees establishment of key performance measures for these areas to ensure our performance is continually striving upward.

All People are Safe



Fulton residents expect to be safe at home and work in their communities. This goal includes the justice system – from courts to jails to process cases in a fair and timely manner. These efforts also require Police and Fire rescue services in unincorporated areas to be efficient and effective, and community focused.

All People are Healthy



Creating a healthy community depends on three key factors. Healthy behaviours, the availability and quality of health care, and the environment in which we live all contribute to a healthy population. This goal includes efforts by the County's health department, various agreements under federal and state grants for health care, our subsidy to Grady Hospital, clean drinking water and sewerage treatment services, and quality of served food.

All People are Self-Sufficient



For most adults and families, self-sufficiency means being able to meet their basic needs without any public or private assistance. Our Senior Citizen services and various human service programs all contribute to a safe space where the most vulnerable populations can receive the care and community support they need.



Priority Areas Continued

All People have Economic Opportunities



Fulton County plays an important role in creating the right environment to stimulate economic growth and develop an able workforce. Economic Development and transportation planning are devoted to fostering smart growth, while zoning, permitting, inspecting in unincorporated areas ensure planned growth in accordance with sound policies. Human services aimed to lifting economic opportunities throughout the County also increase the employable workforce .

All People's Lives are Culturally Enriched



Arts and cultural organizations, libraries, parks, and recreational facilities have positive economic, social, and quality of life impacts on a community.

All People Trust Government is Efficient, Effective and Fiscally Sound



In order to deliver on the citizen-centric priorities above, Fulton County government must recruit and develop a competent, engaged workforce and maintain a collection of facilities, equipment and technology in a way that enables high performance. These services consist of supporting agencies and administration, along with payments on existing County obligations for growth and expansion.



General Fund 2017 Actual Results vs. 2018 Budget

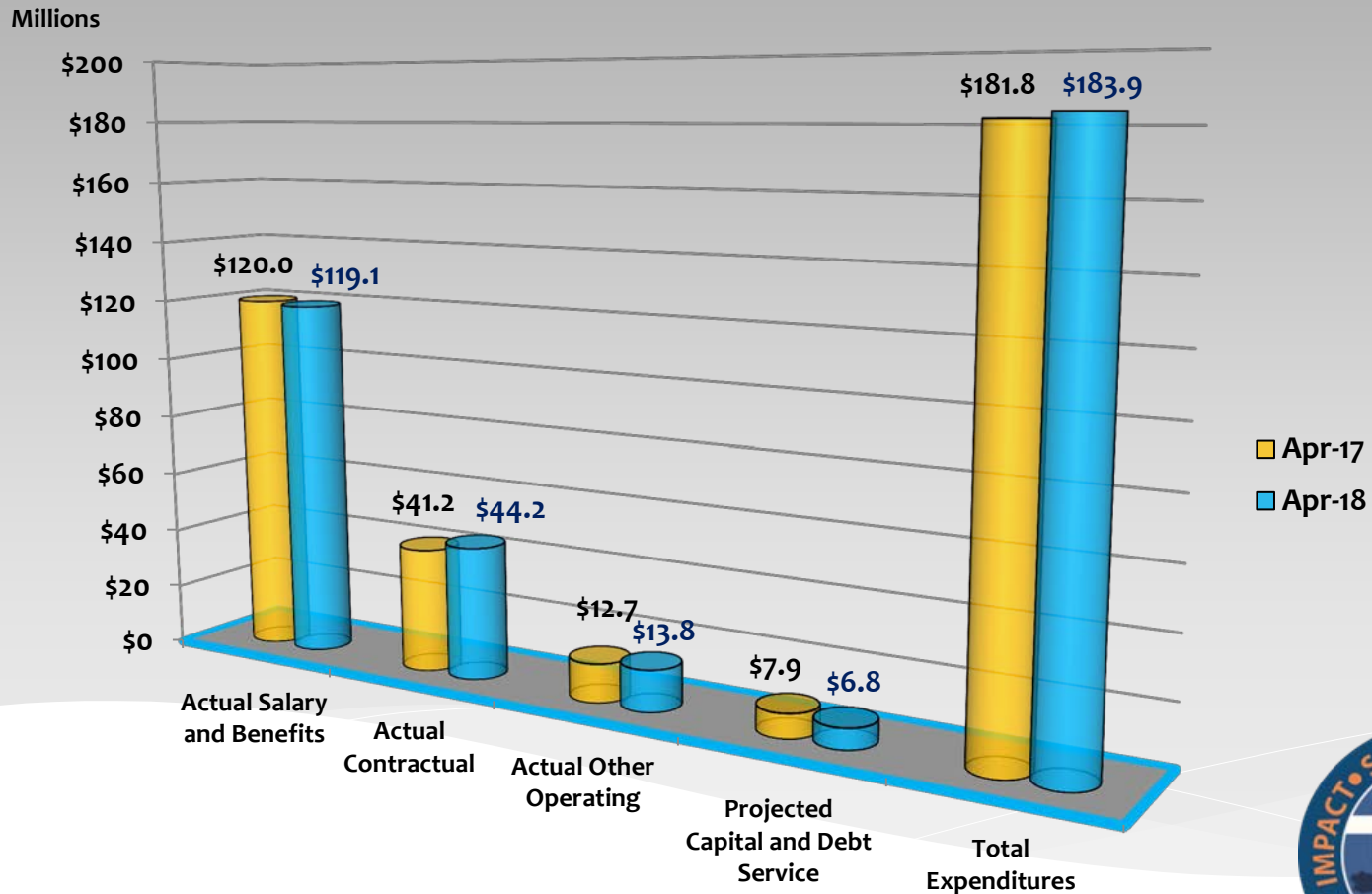
	FY2017 ACTUAL RESULTS	FY2018 FINAL BUDGET
Millage Rate	10.38 MILLS	10.38 MILLS
Revenue	\$460.6 M	\$805.5 M
Expenditures	\$617.0 M	\$672.1 M
Revenue/Expenditures Diff	-\$156.3 M	\$133.4 M
Beginning Fund Balance	\$129.6 M	-\$26.8 M
Ending Fund Balance	-\$26.8 M	\$106.6 M



General Fund Expenditures

April YTD 2018

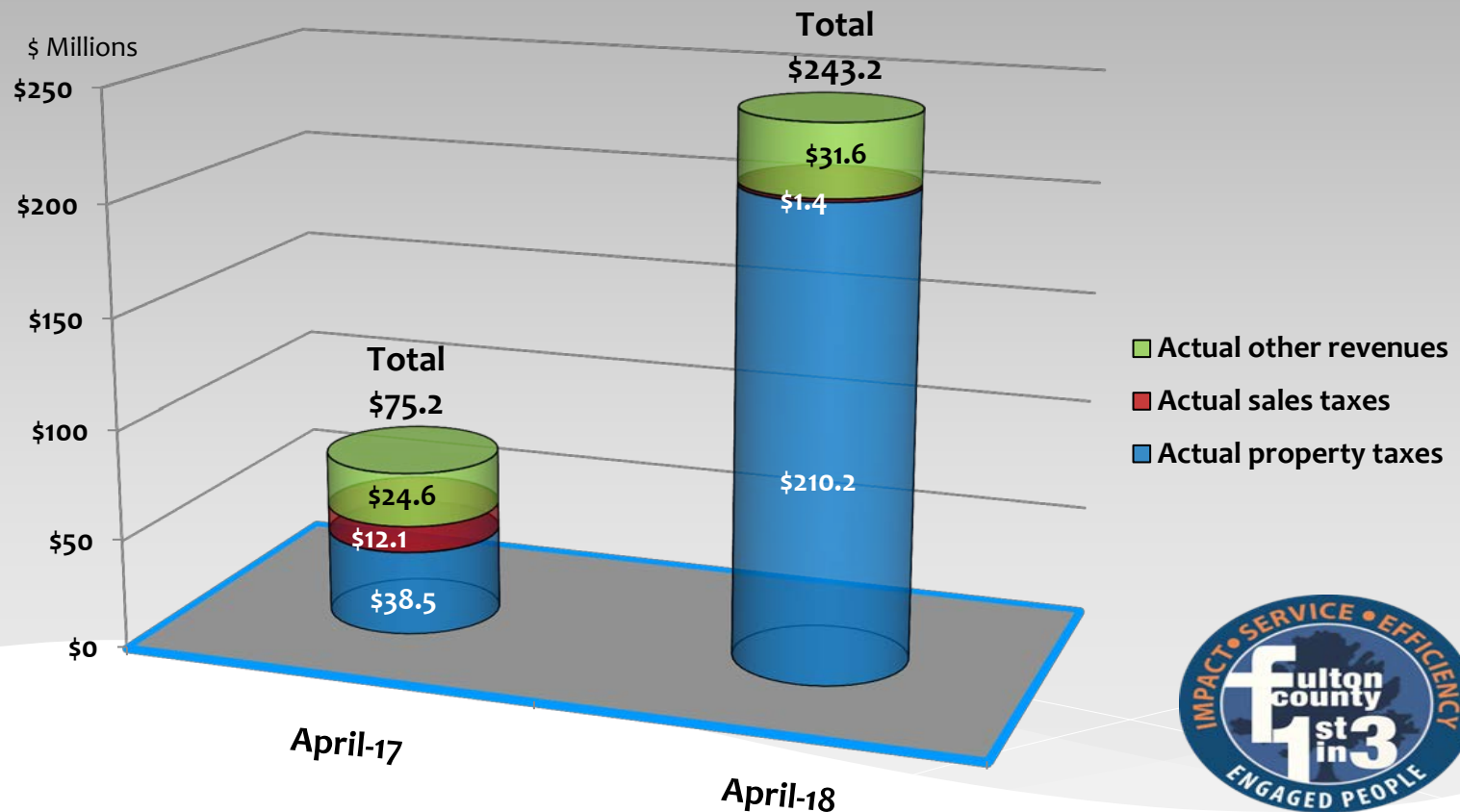
Unaudited, Cash Basis



General Fund Revenue Summary

April YTD 2018

Unaudited, Cash Basis



General Fund Revenue Discussion April 2018

Overall revenues in 2018 are higher in the same period than 2017 by approximately \$168 million. This increase is due to property tax collections being approximately \$172 million higher in 2018 than 2017. The higher property tax revenue is the result of delayed billings and collections of the 2017 tax digest, which is being collected during the 2018 year.

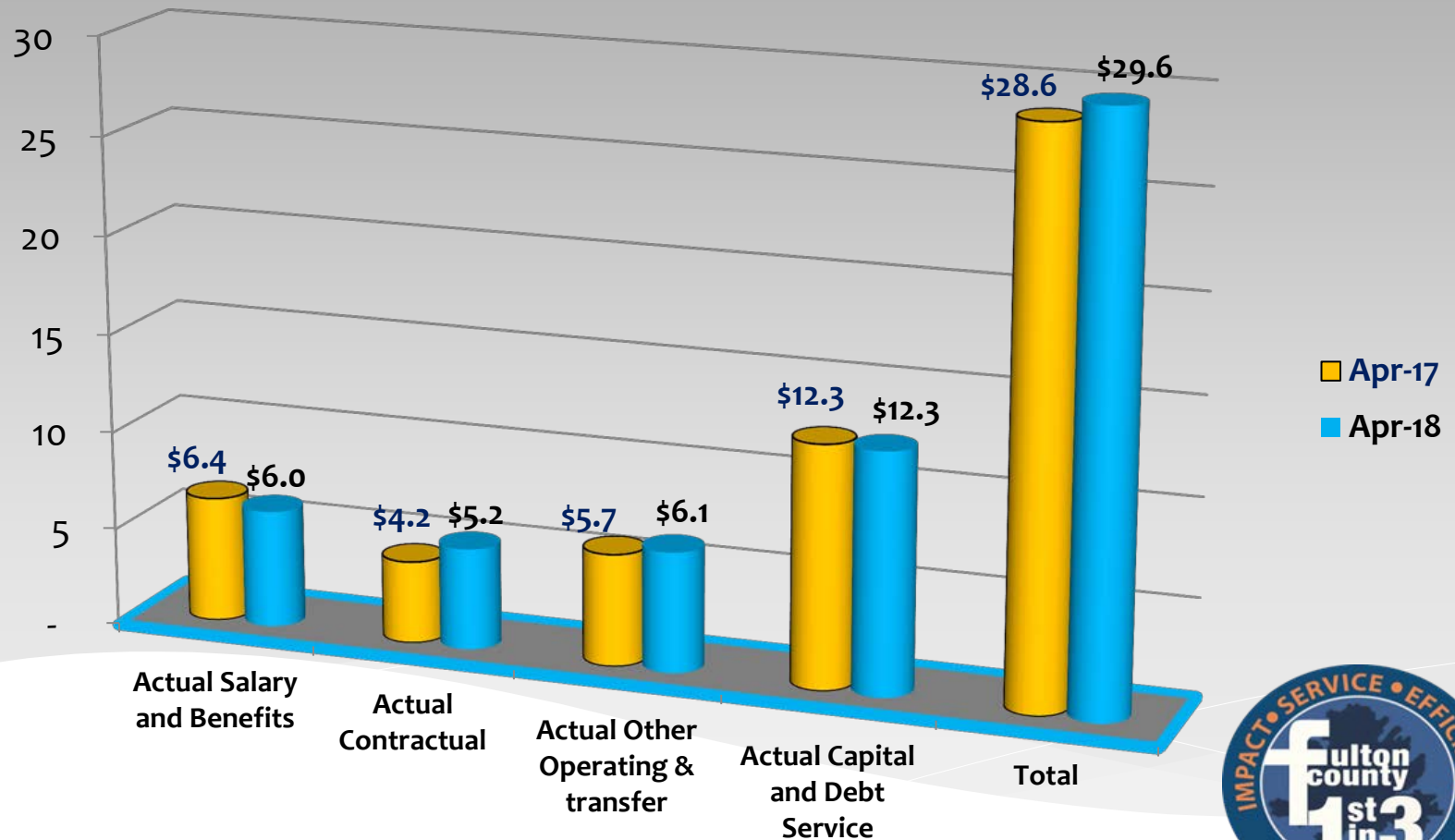
The other revenue category in 2018 is trending higher than in 2017 as a result of tax collection commission (also an effect of delayed billings and collections in 2017). Sales tax revenue is coming lower when compared to 2017 as a result of the incorporation of the City of South Fulton.



Water and Sewer Expenditures April YTD 2018

Unaudited, Cash Basis

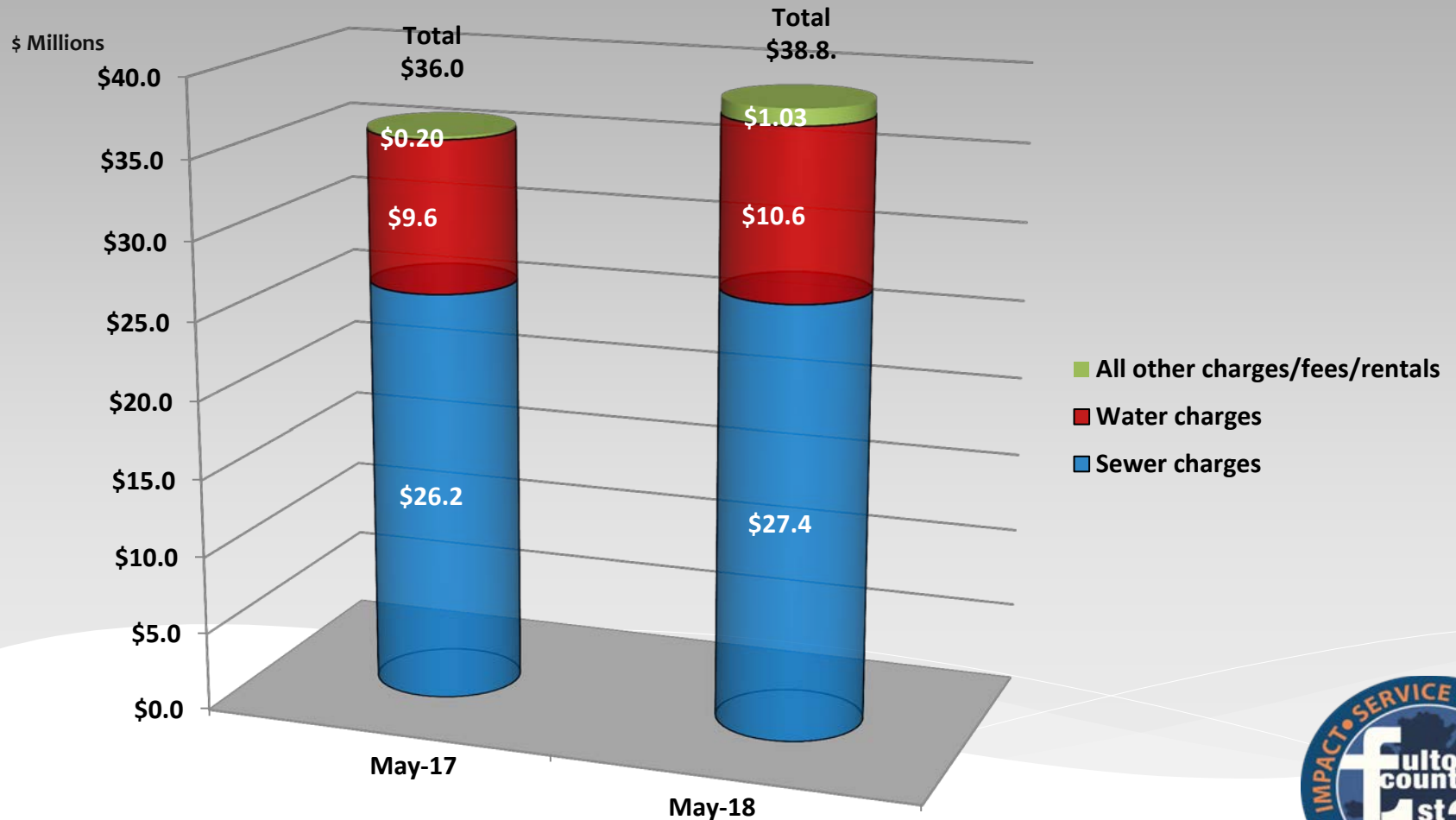
\$ Millions



Water and Sewer Revenues

April YTD 2018

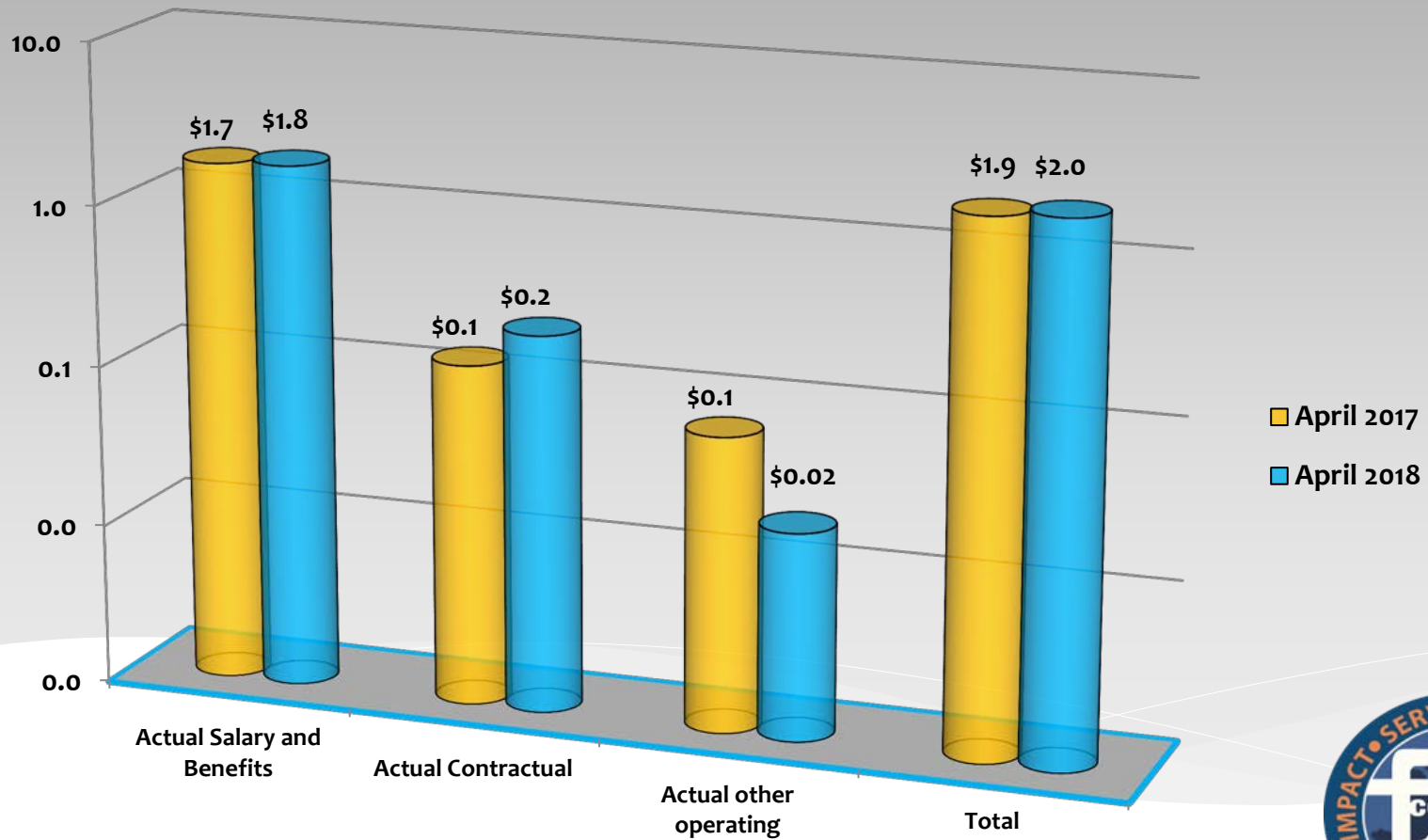
Unaudited, Cash Basis



Emergency Services (E-911) Expenditures April YTD 2018

Unaudited, Cash Basis

\$ Millions



Emergency Services (E-911) Revenues April YTD 2018

Unaudited, Cash Basis

\$ Millions

