

# FULTON COUNTY, GEORGIA

September 2018 FINANCIAL RESULTS

Unaudited, Cash Basis



The Board of Commissioners and County Manager have categorized County efforts into six strategic areas. These priority areas are dedicated to achieving the major goals for Fulton County Government. The Office of Strategy and Performance Management oversees establishment of key performance measures for these areas to ensure our performance is continually striving upward.

## All People are Safe



Fulton residents expect to be safe at home and work in their communities. This goal includes the justice system – from courts to jails to process cases in a fair and timely manner. These efforts also require Police and Fire rescue services in unincorporated areas to be efficient and effective, and community focused.

## All People are Healthy



Creating a healthy community depends on three key factors. Healthy behaviours, the availability and quality of health care, and the environment in which we live all contribute to a healthy population. This goal includes efforts by the County's health department, various agreements under federal and state grants for health care, our subsidy to Grady Hospital, clean drinking water and sewerage treatment services, and quality of served food.

## All People are Self-Sufficient



For most adults and families, self-sufficiency means being able to meet their basic needs without any public or private assistance. Our Senior Citizen services and various human service programs all contribute to a safe space where the most vulnerable populations can receive the care and community support they need.



# Priority Areas Continued

## All People have Economic Opportunities



Fulton County plays an important role in creating the right environment to stimulate economic growth and develop an able workforce. Economic Development and transportation planning are devoted to fostering smart growth, while zoning, permitting, inspecting in unincorporated areas ensure planned growth in accordance with sound policies. Human services aimed to lifting economic opportunities throughout the County also increase the employable workforce .

## All People's Lives are Culturally Enriched



Arts and cultural organizations, libraries, parks, and recreational facilities have positive economic, social, and quality of life impacts on a community.

## All People Trust Government is Efficient, Effective and Fiscally Sound



In order to deliver on the citizen-centric priorities above, Fulton County government must recruit and develop a competent, engaged workforce and maintain a collection of facilities, equipment and technology in a way that enables high performance. These services consist of supporting agencies and administration, along with payments on existing County obligations for growth and expansion.



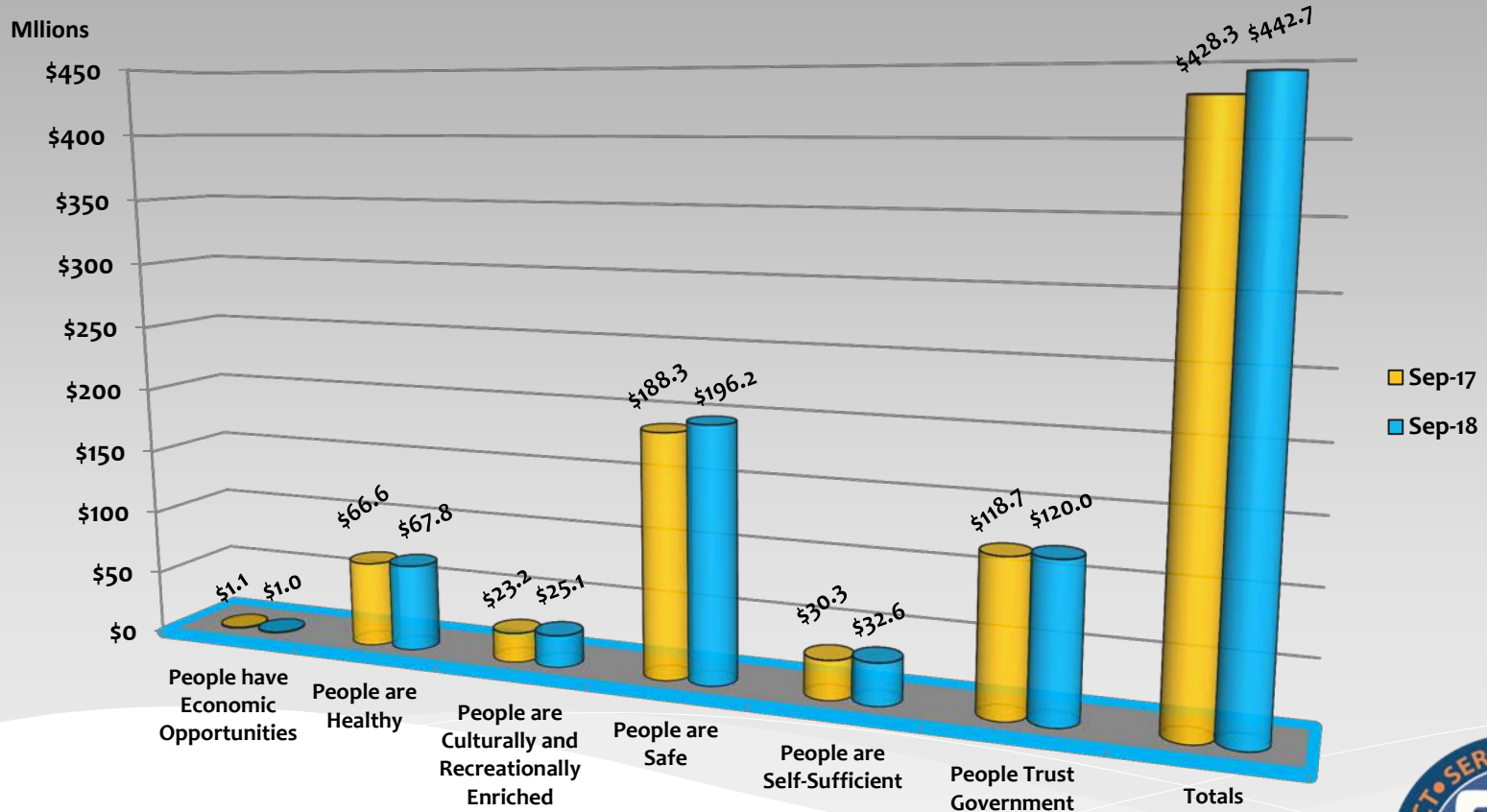
# General Fund 2017 Actual Results vs. 2018 Budget

	FY2017 ACTUAL RESULTS	FY2018 FINAL BUDGET
Millage Rate	10.38 MILLS	10.38 MILLS
Revenue	\$460.6 M	\$805.5 M
Expenditures	\$617.0 M	\$672.1 M
Revenue/Expenditures Diff	-\$156.3 M	\$133.4 M
Beginning Fund Balance	\$129.6 M	-\$26.8 M
Ending Fund Balance	-\$26.8 M	\$106.6 M



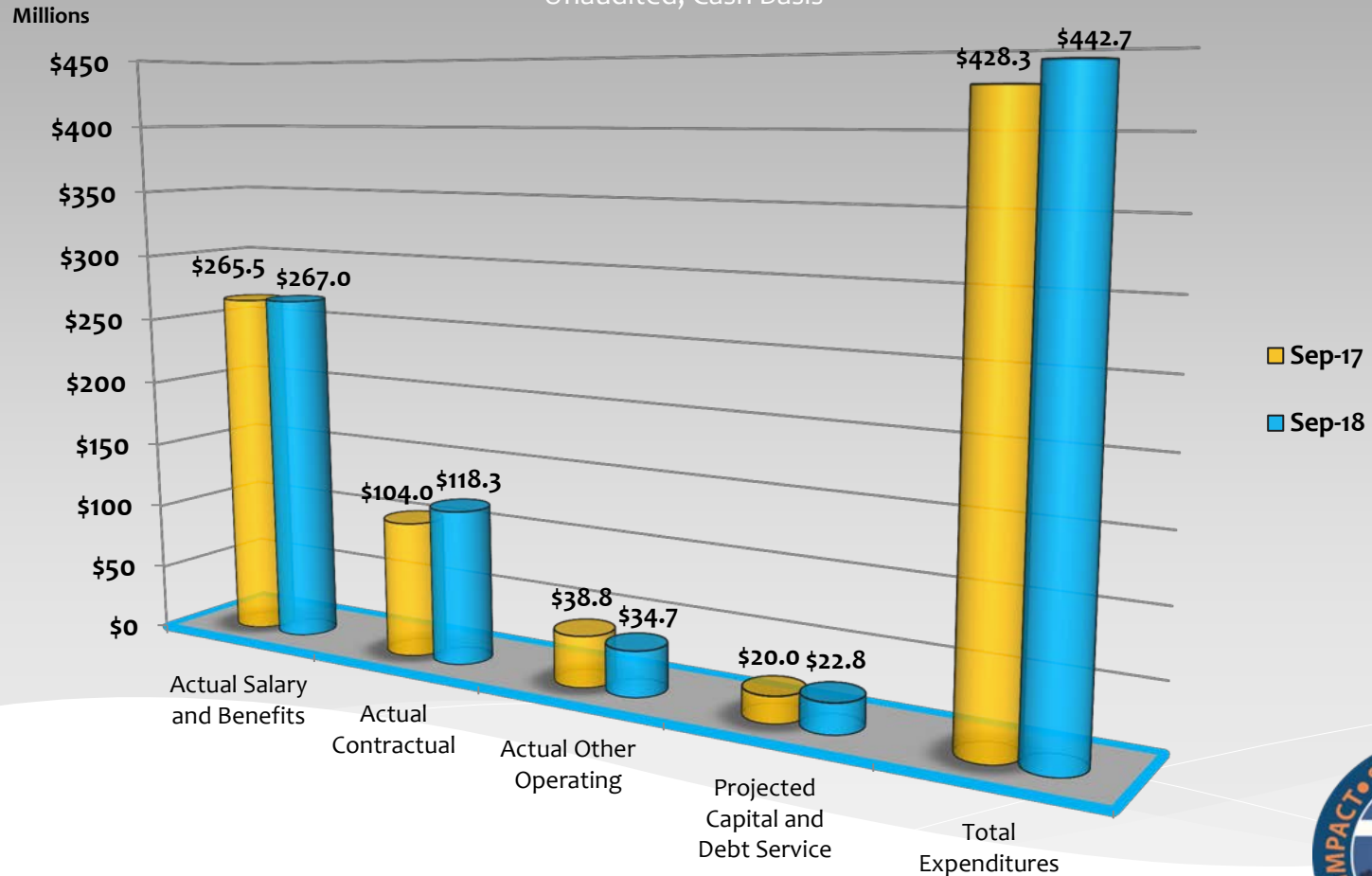
# Actual Spending by Strategic Areas- General Fund September YTD

Unaudited, Cash Basis



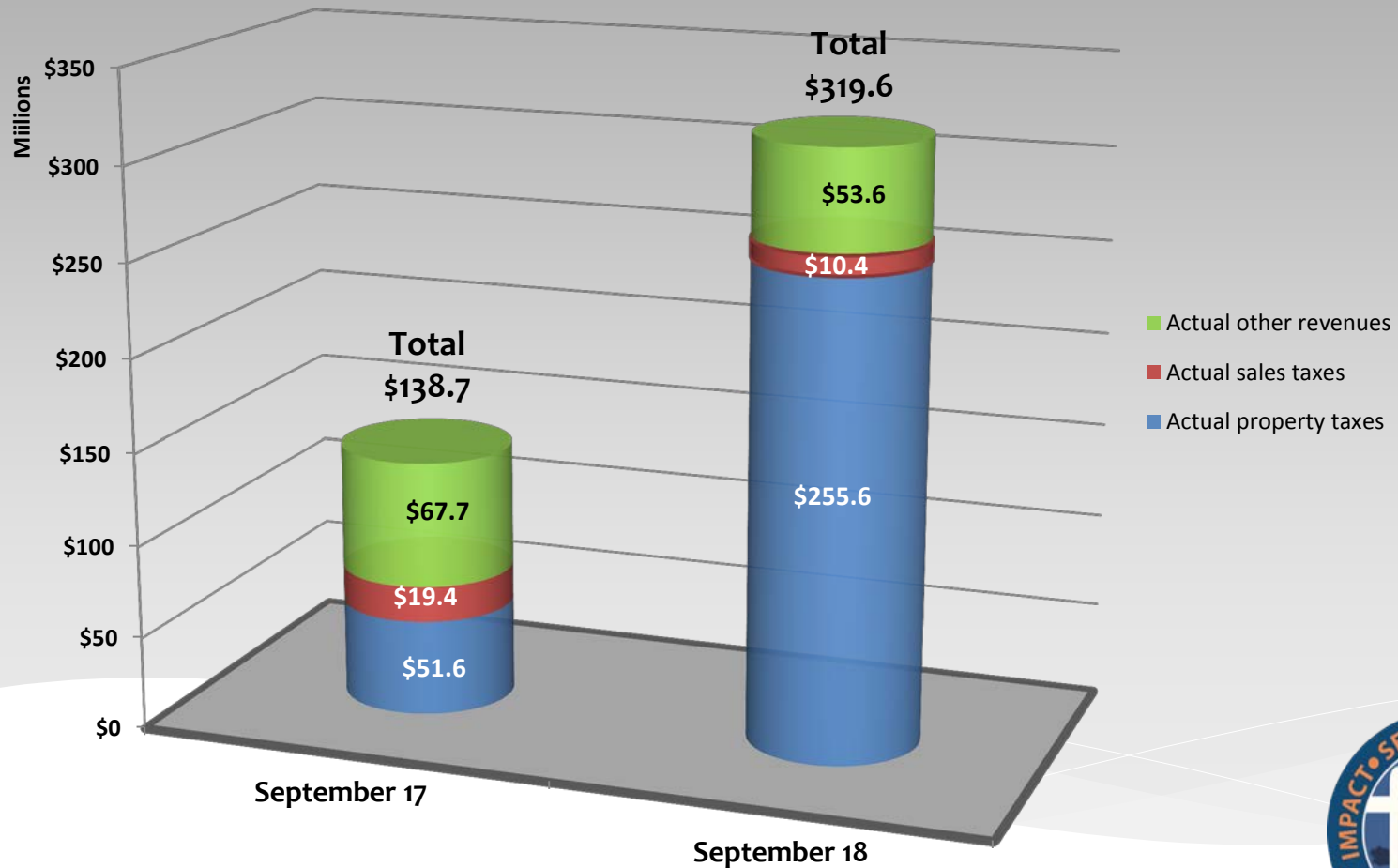
# General Fund Expenditures September YTD 2018

Unaudited, Cash Basis



# General Fund Revenue Summary September YTD 2018

Unaudited, Cash Basis



# General Fund Revenue Discussion September 2018

Overall year to date revenues in 2018 are higher than the same period in 2017 by \$180 million. This increase is the result of property tax collections being approximately \$204 million higher in 2018. The higher property tax amount in 2018 relates exclusively to 2017 taxes that were not collected during FY2017 due to delayed billings and collections.

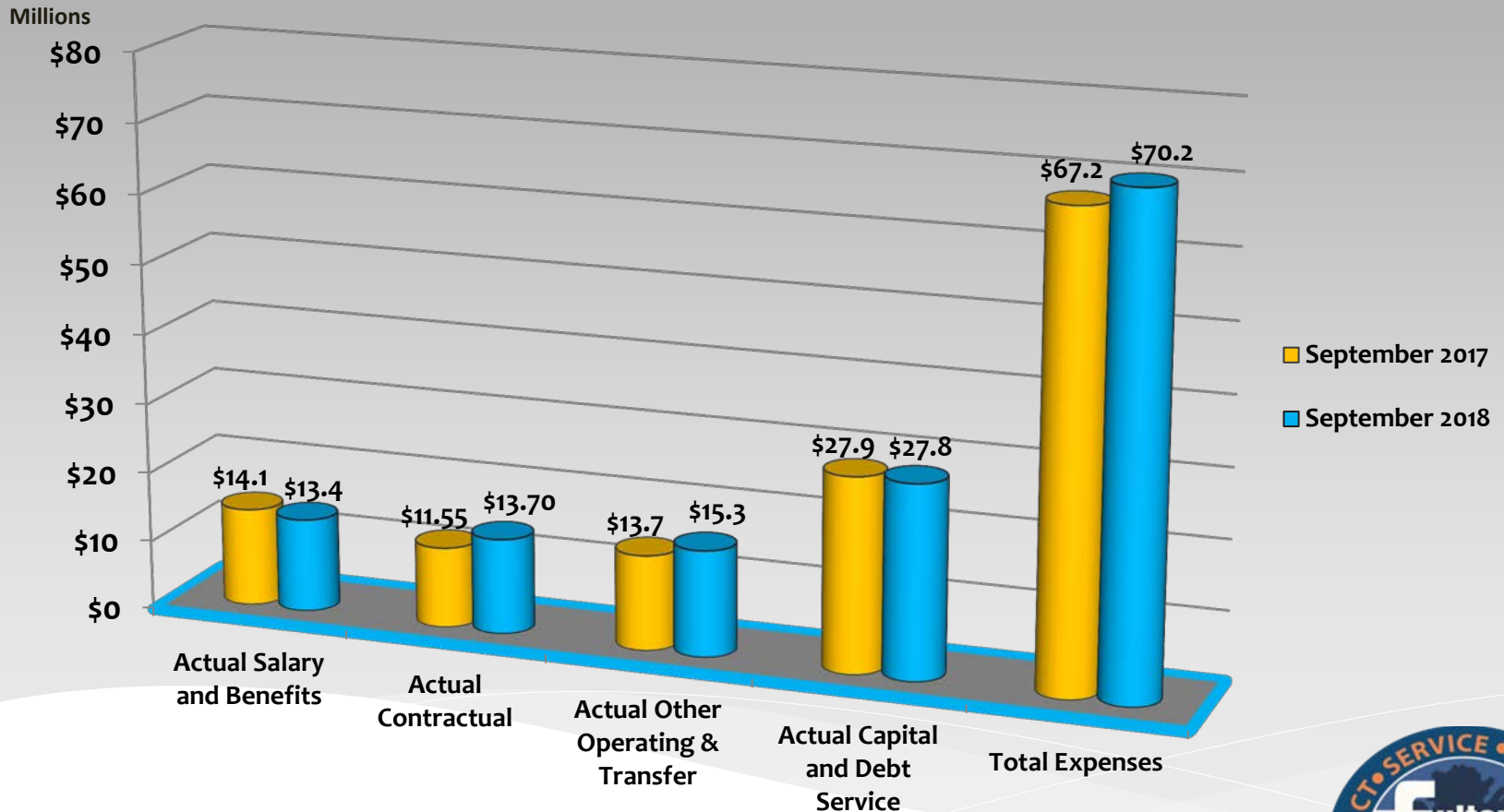
The other revenue category in 2018 is trending lower than in 2017 as a result of the sale of assets during in 2017 and lower sales tax collections in 2018 as a result of the incorporation of the City of South Fulton.





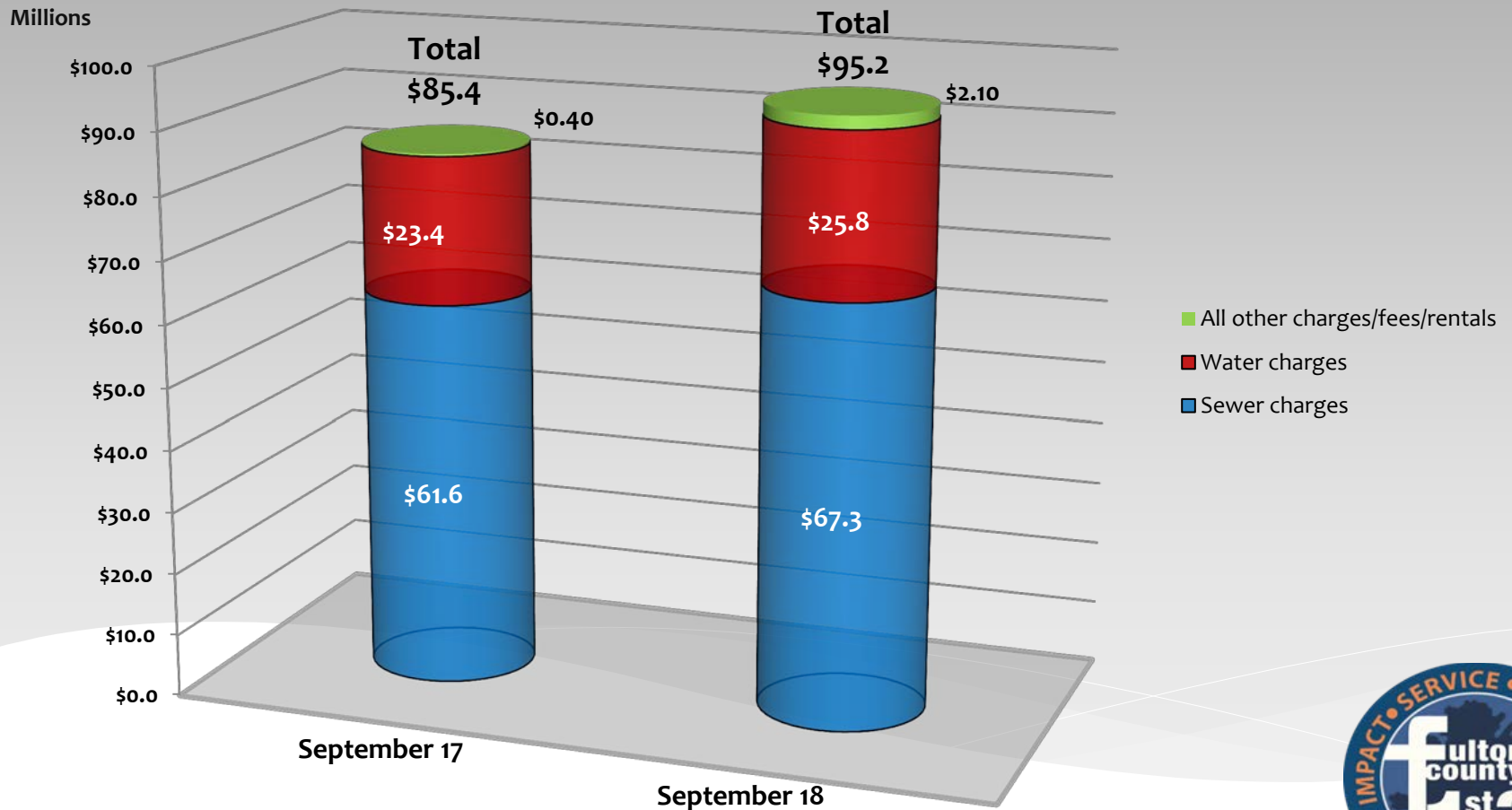
# Water and Sewer Expenditures September YTD 2018

Unaudited, Cash Basis



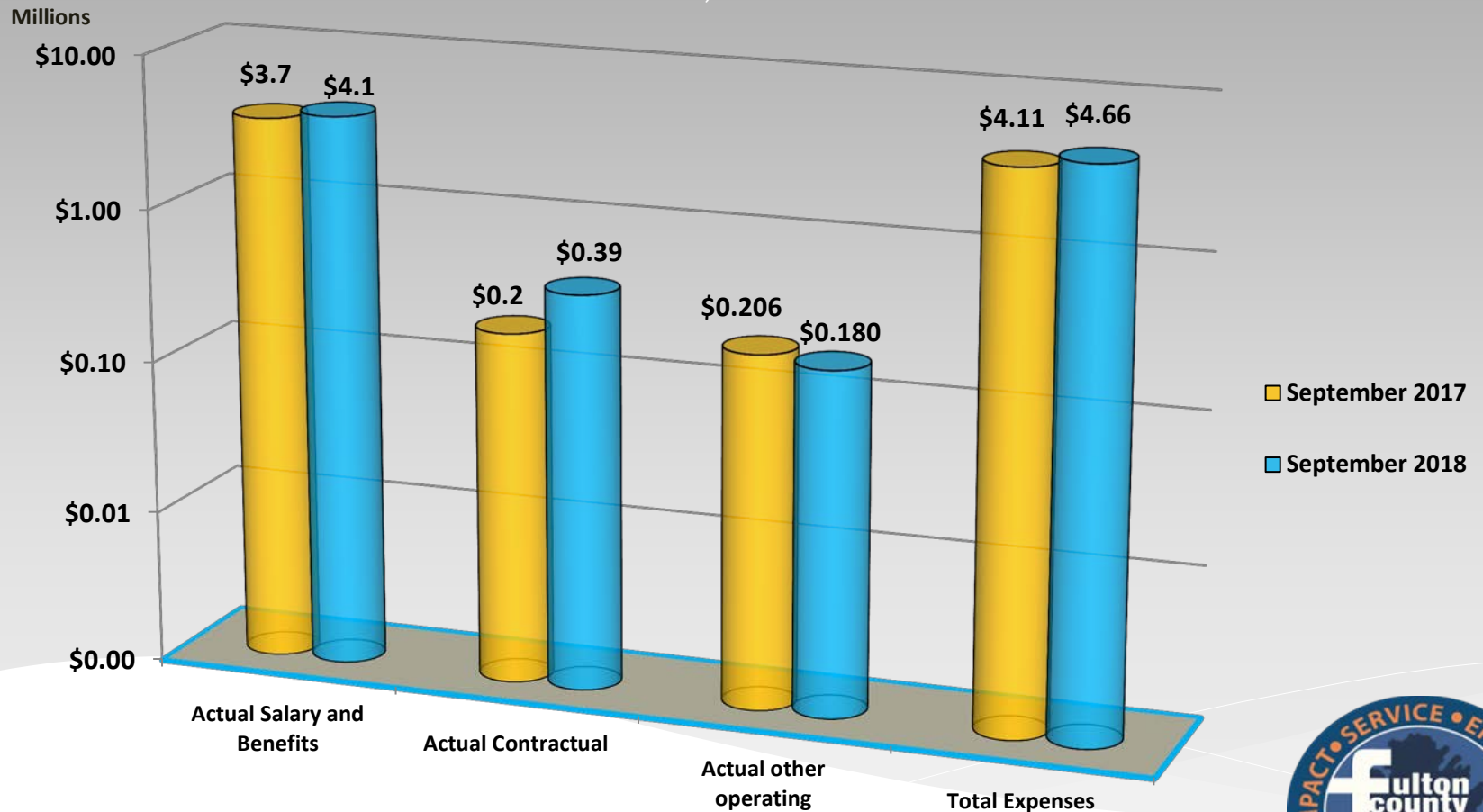
# Water and Sewer Revenues September YTD 2018

Unaudited, Cash Basis



# Emergency Services (E-911) Expenditures September YTD 2018

Unaudited, Cash Basis



# Emergency Services (E-911) Revenues September YTD 2018

Unaudited, Cash Basis

