


*Annual Statistical Report
For Calendar Year 2002*

Fulton County Medical Examiner



Prepared by
Randy L. Hanzlick, MD
Chief Medical Examiner
Fulton County, Georgia

Printed November 2003

PREFACE

This Annual Report would not be possible without the dedication and professionalism of the more than 40 employees who work for the Fulton County Medical Examiner in Atlanta, Georgia. They are:

Administrative and Support Personnel

John M. Cross, Deputy Director
Dennis McGowan, Operations Chief
Paul Desamours, Evidence Systems Coordinator
Susie Reaves, Administrative Coordinator
Barbara Brown, Senior Medicolegal Transcriptionist
Simone Murphy, Medicolegal Transcriptionist
Lynnette Redding, Medicolegal Transcriptionist
Kathy Washington, Records Assistant
Angela Wright, Records and Documents Supervisor
Karleshia Bentley, Assistant
Reda Dawson, Assistant
Shirley Gleaton, Assistant
Felice Albany, Assistant

Medical Examiners

Randy Hanzlick, MD, Chief Medical Examiner
Eric Kiesel, MD, PhD, Deputy Chief Medical Examiner
Carol Terry, MD, Associate Medical Examiner
Michael Hening, MD, Associate Medical Examiner
Michele Stauffenberg, MD, Associate Medical Examiner
John B. Parker, MD, Contracting Medical Examiner
Karen Sullivan, MD, Forensic Pathologist
Eric Eason, MD, MD, Forensic Pathology Fellow

Investigative Staff

Albert Boudy, Senior ME Investigator
Mark Guilbeau, PhD, Senior ME Investigator/Forensic Anthropologist
Tami Schroder, Senior ME Investigator
Joe Morgan, Senior ME Investigator
Mike Alsip, ME Investigator
Mary Beth Hauptle, DDS, ME Investigator, Forensic Odontologist
Betty Honey, ME Investigator
Teresa Price, ME Investigator
Mark Ruffin, ME Investigator
Teresa Armstrong, ME Investigator
Jon Hager, ME Investigator

Forensic Technical Support

Charles Brown, Forensic Technician Supervisor
Carlos Evans, Forensic Technician
Tarris Gaskins, Forensic Technician
Barbara Jones, Forensic Technician
Charles Love, Forensic Technician
Angie Fuller, Forensic Technician
Gerald Morales, Forensic Technician
Jackie Samuels, Forensic Technician
Joe Glass, Morgue Attendant

Histology Services

Glenda Buchek, Medical Lab Technician

Photography Services

Sybil Daniel, Senior Medicolegal Photographer
Mary Burgess, Medicolegal Photographer

Custodial Services

Francis Whitfield
Walter Williams

Without the above individuals, quality investigation of deaths in Fulton County would not occur, and neither would professional communication with the many agencies and members of the public who are impacted when a death occurs. These employees also care for and maintain a modern facility in which death investigations may be professionally conducted with respect for the dead and at which members of the public, legal, and law enforcement communities can effectively conduct their business.

I thank the Fulton County Medical Examiner employees— each and every one— for their dedication, excellence, and professional quality death investigations conducted for the citizens of Fulton County. We are proud to be a death investigation center fully accredited by the National Association of Medical Examiners.

It is hoped that the information in this report may be useful to public health, public safety, and other policy and program planners who strive to improve the safety and quality of life. Additional data may be available for specialized studies that go beyond the general data presented in this report.

The medical examiner’s office and its personnel “speak for the dead” and our office is a place where “death delights to serve the living.” It is with a true sense of civic duty and public service that we conduct our death investigations for the community.

Randy Hanzlick, MD
Chief Medical Examiner
November 2003

TABLE OF CONTENTS

Preface	2
Introduction	5
Budget and Staff	6
General Response	6
Abbreviations	6
Disclaimer concerning accuracy	6
Overall Procedural Statistics	7
Deaths Reported by Day of Week	8
Deaths Reported by Time of Day	8
Cases Accepted and Declined by Race and Sex	8
Manner of Death by Race and Sex	9
Cases accepted and Declined by Age Group	9
Case Statistics by Law Enforcement Jurisdiction	10
Postmortem Procedures/Autopsy Rates	10
Suicide Data	11-13
Homicide Data	14-16
Homicides and Suicides by Zip Code	17
Traffic Fatality Data	18-25
Non-Traffic, Accidental (Unintentional) Death Data	26-27
Undetermined Manner of Death Data	28-30
Toxicology Data and Drug or Poisoning Deaths	31-33
Natural Death Data	34-35
Deaths of Children Age 17 Years and Younger	36-39
Deaths Among Senior Citizens Ages 61 or Older	40-41
Miscellaneous Data	42
Age Range and Median age by Manner of Death	42
Multiple Fatality Incidents	42
Declined Jurisdiction Cases	42
Accept Jurisdiction Cases	42
Pending Cases	43
Overall Reporting Rates	43
Violent Death Rates	43
Place of Death Occurred (Pronounced)	43
In-Custody Deaths	44
Drowning and Immersion	44
Fire-related Deaths	45
Deaths involving Injury at Work	46
Deaths from Natural Causes at Work	47
Non-natural cases with delayed report of death	48
Comments and Trends	49-50
FCME Mission Statement	51

INTRODUCTION

The Fulton County Medical Examiner (FCME) serves all non-federal, incorporated and unincorporated areas within Fulton County. These areas include nearly all of the City of Atlanta, Alpharetta, College Park, East Point, Fairburn, Hapeville, Mountain Park, Palmetto, Roswell, Union City, Unincorporated Fulton County, and other areas served by special law enforcement agencies such as MARTA and college police forces. The FCME does not serve the few areas of Federal property within the county such as the Federal Penitentiary which arranges for its own investigations. Under the provisions of the Georgia Death Investigation Act, FCME investigates deaths that are suspected or known as having resulted from external causes such as injury or poisoning, and deaths that are sudden, unexpected, and not explained with a reasonable degree of medical probability. Other selected types of death are also investigated such as those occurring while a person is in custody of a law enforcement agencies..

Census information shows the 2000 population of Fulton County to be 816,006 compared with 648,951 in 1990. After many years of relatively stable population, the population is again growing. County wide the population is about 48% white, 44% black, and 8% other minorities. The Hispanic population is increasing and amounts to about 6% at present. The County covers 529 square miles.

The laws describing the duties of medical examiners in Georgia are contained mostly in Official Code of Georgia Annotated, Title 45, Chapter 16, the “Georgia Death Investigations Act.” The types of death required to be reported to the medical examiner include:

- Violence (injury)
- Casualty (accident)
- Suicide
- Suddenly when in apparent good health
- When unattended by physician (no doctor who can sign the death certificate)
- Suspicious or unusual
- Children under 7 if death is unexpected or unexplained
- Executions pursuant to death penalty (these do not occur in Fulton County)
- Inmate of state hospital or state, county, or city penal institution
- Admitted to hospital unconscious and dying within 24 hours without regaining consciousness

Decisions about autopsies are not mandated and are left to the discretion of the medical examiner. As can be seen, the laws are general enough that jurisdiction may be accepted in a wide variety of cases that are not otherwise specified in law, such as sudden death while under anesthesia, which may be considered to be “sudden and unexpected” or “unusual.”

When a death is reported to FCME, the case is either **accepted** (AJ) or **declined** (DJ). If a case is accepted, it means that the medical examiner will be signing the death certificate (certifying the death).

A case is **declined** for one of two reasons:

- The incidents leading to death did not occur in Fulton County
- The death need not have been reported and there is a physician who is willing to sign the death certificate

A case is **accepted** if:

- It meets the criteria specified by law as described above, and
- The incident leading to death occurred in Fulton County, or
- If the place of incident or onset of fatal events is unknown, the death occurred or the dead body was found in Fulton County

The case medical examiner (forensic pathologist) generally uses one of four approaches to certify a death (obtain information to complete the death certificate):

- **Signout.** The death certificate is signed without examining the body.
- **View.** A cursory examination is performed to further evaluate the case and rule out trauma or the need for further in-depth examination. A few simple case notes may be prepared.
- **External examination.** Formal external examination with a dictated report of the examination, usually including toxicology or chemistry tests as well.
- **Autopsy.** Complete autopsy with dictated report. A **limited dissection** (partial autopsy) is sometimes performed if:
 - there is expressed objection to autopsy or significant health or safety risks exists for staff, and,
 - a complete autopsy need not be performed.

Budget and Staff

The annual operating budget for 2002 was approximately \$3.1 million. The FCME staff consists of approximately 44 employees including 5 physician medical examiners, 11 investigators, 10 clerical staff, 3 administrators, 9 forensic technicians and morgue attendants, 2 custodians, 2 photographers, 1 histologist, and 1 forensic pathology physician in training.

General Response

When a death is reported to FCME, the case is assigned a sequential case number. Basic information is obtained on all cases reported. Investigators, in consultation with the on-call medical examiner as needed, make decisions about whether the case should be accepted or declined, if death scene investigation is required, and whether or not the body need be transported to the Fulton County Medical Examiner's Center. The on-call medical examiner then makes decisions about the type of examination to be conducted and the extent of additional testing to be performed. Usually, bodies transported to FCME are returned to the family and funeral home within 24 hours or less if the body has been officially identified.

For further information about FCME, please see our website at www.fcmeo.org

For further information about medical examiners and death investigation, please see the website of the National Association of Medical Examiners at www.TheNAME.org

Abbreviations

Certain abbreviations are used for the decedent's race. These are: A (Asian-Pacific Islander), AI (Asian Indian), B (Black or African-American), W (White or Caucasian), H (Hispanic-Latino), and NA (Native American). INV refers to investigators, MD or ME to medical examiners, AJ refers to "Accepted" cases, and DJ refers to "Declined" case. Although it has become public health practice to record a person's Hispanic-Latino origin separately from race, the databases used in 2002 did not separate race from Hispanic-Latino origin. Thus, deaths for the Hispanic-Latino population are reported in a way that classifies Hispanic-Latino as a race group. When data categories are indicated as "blank," this usually means that the corresponding case involved unidentified individuals (race and/or sex and/or age not determined), or cases that involved non-human remains.

Disclaimer concerning Accuracy

The data herein are derived from electronic data bases. Although reasonable effort has been made to verify critical data, 100% accuracy cannot be guaranteed for all data items. Occasional error or inconsistencies may be noted, but these should not significantly impact upon overall trends.

OVERALL PROCEDURAL STATISTICS

Total cases reported to FCME	2063	
Accepted (Certified)	1326	
Declined	737	
Scene Investigations	930	
Accepted cases seen by INV or ME	1217	(92% of accepted cases)
Sign-out Cases	181	
View Only	142	
External Examination Only	160	
Autopsy	843	
Total bodies examined at FCME by MD	1145	
Total bodies examined at scene/released	177	
Total bodies examined by MD or INV	1322	
Cases with X-rays taken	270	
Total X-rays taken	1053	(average 3.9 per case)
Cases with Polaroid facial photo	1090	
Cases with 35mm slides taken	1075	
Total 35mm slides prepared	38,760	(Scene & Exam average 36/case)
Total number of images copied		
For third parties	4700	(1921 for DA) (539 for Public Defender) (Remainder for police/other parties)
Cases with fingerprints prepared	1134	
Cases with micro tissue blocks	842	
Total number of micro tissue blocks	8006	(9.5 per case average)
Cases with glass slides of tissue	568	
Total number of glass slides	5481	(9.6 per case average)
Decals and special stains	365	
Cases with Grady Lab work	373	
Cases with Crime Lab work	977	
Court Appearances	51	
Bodies transported to FCME by contractor	1188	
Bodies transported to FCME by other	109	
Total bodies transported to FCME	1297	
For claim only	106	
For examination	1191	
Bodies originally reported as unidentified	53	
Still unidentified as of 10/2003	5	

Deaths Reported by Day of the Week

Sunday	Monday	Tuesday	Wednesday	Thursday	Friday	Saturday
298	290	328	306	294	280	267

Deaths Reported by Time of Day

Time of Day	Cases	Scene Investigations
Midnight to 8am	529	219 (41%)
8:01am to 4pm	792	420 (53%)
4:01pm to 11:59pm	742	291 (39%)
TOTAL	2063	930 (45%)

Cases Accepted (AJ) and Declined (DJ) by Race and Sex

RACE	SEX	AJ	DJ	Grand Total
A	F	3	2	5
	M	5	1	6
A Total		8	3	11
AI	M	3		3
AI Total		3		3
B	F	286	203	489
	M	552	205	757
	(blank)	1		1
B Total		839	408	1247
H	F	5	3	8
	M	39	3	42
H Total		44	6	50
NA	M	1		1
NA Total		1		1
W	F	121	165	286
	M	304	142	446
	W		1	1
W Total		425	308	733
(blank)*	M	1	2	3
	(blank)	5	10	15
(blank) Total		6	12	18
Grand Total		1326	737	2063

* "Blank" cases represent non-human remains or persons who are not completely identified as to race and sex.

Manner of Death Categorized by Race and Sex of Victim

RACE	SEX	ACC*	ACC(T)*	HOMICIDE	SUICIDE	UNDETERMINED	Natural	Grand Total
A	F				1		2	3
	M	2	2			1		5
A Total		2	2		1		1	8
AI	M						3	3
AI Total							3	3
B	F	34	25	23	3	8	193	286
	M	78	38	142	22	20	252	552
	(blank)					1		1
B Total		112	63	165	25	29	445	839
H	F		1	3			1	5
	M	4	9	14	1		11	39
H Total		4	10	17	1		12	44
NA	M		1					1
NA Total			1					1
W	F	31	17	6	13	2	52	121
	M	72	32	14	43	8	135	304
W Total		103	49	20	56	10	187	425
(blank)	M						1	1
(blank)	(blank)			1		2	2	5
(blank) Total				1		2	3	6
Grand Total		221	125	203	83	42	652	1326

* ACC = Non-Traffic Fatality Accidents; ACC(T) = Traffic Fatalities

Cases Accepted (AJ) and Declined (DJ) by Decedent Age Group

AgeGroup	AJ	DJ	Grand Total
0-20	75	4	79
21-40	355	32	387
41-60	451	136	587
61-80	284	270	554
80+	114	266	380
Fetus	1	3	4
Infant	29	9	38
Toddler-Pre-School	10	4	14
(blank)*	7	13	20
Grand Total	1326	737	2063

* "Blank" cases are cases which are non-human or cases in which age of the decedent is not known.

Case Statistics by Law Enforcement Jurisdiction

<i>Area Served</i>	<i>Homicide</i>	<i>Suicide</i>	<i>Accident</i>	<i>Traffic Accident</i>	<i>Natural Death</i>	<i>Und</i>	<i>Total Reports</i>	<i>Total Accepted</i>
ALL CASES	203	83	221	125	652	42	2063	1326 64%
Atlanta	159	47	145	74	439	27	1302	891 68%
Alpharetta	0	2	6	2	13	0	33	23 70%
College Park	6	0	2	2	22	3	57	35 61%
East Point	8	2	8	6	21	4	76	49 64%
Fulton County	20	22	28	32	68	5	265	175 66%
Hapeville	1	0	1	0	4	0	14	6 43%
Palmetto	0	0	2	0	1	0	6	3 50%
Roswell	3	5	6	1	15	1	63	31 49%
Union City	3	2	0	2	5	0	27	12 44%
Other*	3	3	23	6	64	2	220	101 46%

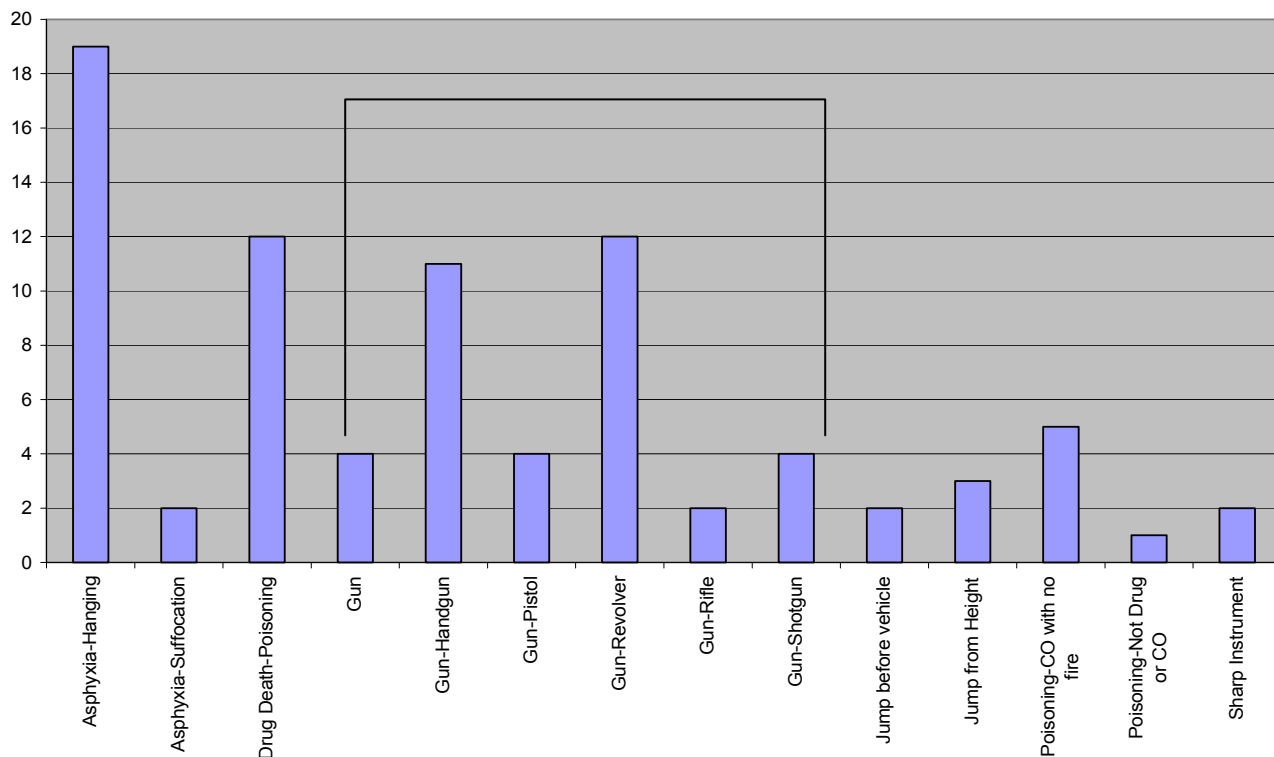
*Includes special police jurisdictions such as Georgia Tech Police, MARTA, World Congress Center Police, case reported from other counties, and cases with police jurisdiction unspecified.

Postmortem Procedure or Examination Type and Autopsy Rate for Accepted (Certified) Cases

Manner	Total	Autopsy	External Exam	View Only	Sign-out
Homicide	203	197 (97%)	0	0	6
Suicide	83	79 (95%)	2	1	1
Accident	221	158 (71%)	21	4	39
Traffics	125	113 (90%)	6	1	5
Natural	652	256 (39%)	132	135	129
Undetermined	42	40 (95%)	0	1	1
TOTAL	1326	843 (64%)	161	142	180

SUICIDE DATA

Agent of Death for 83 Suicides in 2002



In the chart above, “Gun” means that the type of gun was not specified or known. 37 of 83 suicide cases involved a firearm as a weapon, represented by 6 different bars (bracketed) in the chart.

Method of Suicide Categorized by Race and Sex of Victim

Race>>	Female			F Total	Male			M Total	Total
	A	B	W		B	H	W		
Asphyxia-Hanging	1		2	3	5		11	16	19
Asphyxia-Suffocation			2	2					2
Drug Death-Poisoning		2	4	6	2		4	6	12
Gun- Not Specified					2		2	4	4
Gun-Handgun			1	1	7		3	10	11
Gun-Pistol							4	4	4
Gun-Revolver		1		1	3		8	11	12
Gun-Rifle							2	2	2
Gun-Shotgun			1	1	1		2	3	4
Total Guns = 37									
Jump before vehicle						1	1	2	2
Jump from Height			1	1			2	2	3
Poisoning-CO with no fire			1	1			4	4	5
Poisoning-Not Drug or CO			1	1					1
Sharp Instrument						1	1	2	2
Grand Total	1	3	13	17	22	1	43	66	83

Method of Suicide Categorized by Age Group (in years)

Age Group>>>	15-20	21-40	41-60	61-80	80+	Grand Total
Asphyxia-Hanging	1	11	7			19
Asphyxia-Suffocation			1	1		2
Drug Death-Poisoning		8	4			12
Gun	1	1	1	1		4
Gun-Handgun		8		3		11
Gun-Pistol		3		1		4
Gun-Revolver		4	5	1	2	12
Gun-Rifle		1	1			2
Gun-Shotgun	1		2	1		4
Jump before vehicle	1	1				2
Jump from Height			2		1	3
Poisoning-CO with no fire		3	2			5
Poisoning-Not Drug or CO		1				1
Sharp Instrument		1	1			2
Grand Total	4	42	26	8	3	83

Place Where Suicide Occurred, as Reported on the Death Certificate

	Total
ABANDONED HOUSE	1
APARTMENT	11
APARTMENT OFFICE	1
TRUCK IN DRIVEWAY	1
BEHIND APARTMENT BDG	1
BEHIND BUSINESS	1
BEHIND FRUIT STAND	1
OUTSIDE OF HOUSE	2
BUILDING	1
CHURCH/PARKING LOT	1
IN CAR/PARKING DECK	1
IN CAR/PARKING LOT	2
PARKING GARAGE	1
PARKING LOT	2
STREET/ HIGHWAY	4
HOME	34
HOSPITAL	1
HOTEL	2
GARAGE	2
IN VEHICLE ON STREET	1
IN WOODS	3
JAIL	3
LIBRARY	1
PARK	3
STAIRWELL	1
VACANT GRASSY LOT	1
Grand Total	83

Cause of Death in Twelve(12) Drug-Caused Suicides

AGE	RACE	SEX	CAUSE OF DEATH
41	B	M	ACUTE MORPHINE POISONING
31	W	F	OLANZAPINE POISONING
43	W	M	COMBINED TOXIC EFFECTS OF AMITRIPTYLINE AND COCAINE
31	B	F	COMPLICATIONS OF TRICYCLIC ANTIDEPRESSANT OVERDOSE EXACERBATED BY PULMONARY EMBOLUS
22	W	M	ACETAMINOPHEN POISONING
39	W	M	ACETAMINOPHEN POISONING
33	W	M	ACUTE ACETAMINOPHEN POISONING
40	B	M	FRESHWATER DROWNING ASSOCIATED WITH ACUTE DIPHENHYDRAMINE POISONING
56	W	F	MIXED PRESCRIPTION DRUG POISONING (ZOLPIDEM, OXYCODONE, MIRTAZAPINE)
25	W	F	ACETAMINOPHEN AND OPIATE (HYDROCODONE) OVERDOSE, DELAYED EFFECTS
54	B	F	MIXED DRUG INTOXICATION, INCLUDING CITALOPRAM, OLANZAPINE, AND ZOLPIDEM
29	W	F	COMBINED TOXIC EFFECTS OF COCAINE, OLANZAPINE, AND ETHANOL. EXACERBATED BY SUBMERSION IN BATHTUB WATER

Circumstances for Six (6) Suicides Involving Non-Drug Poisoning

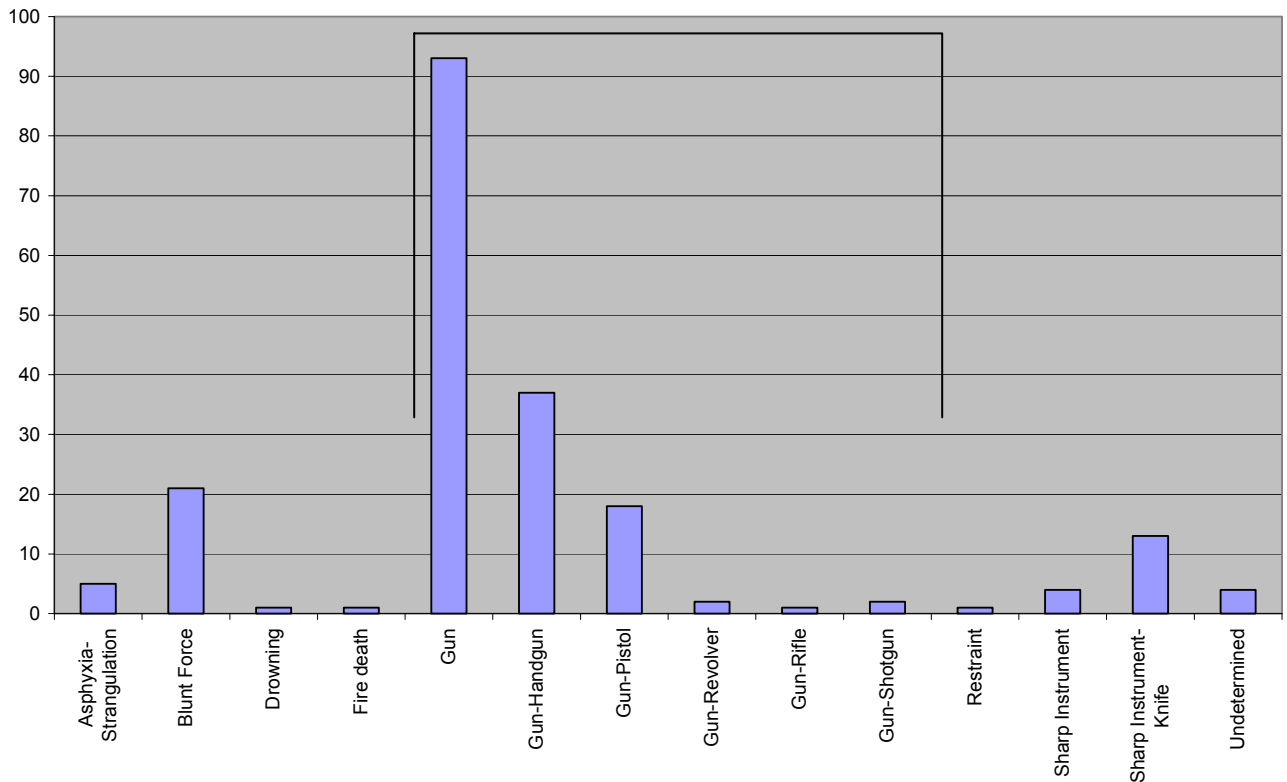
AGE	RACE	SEX	How Death Occurred
37	W	F	INGESTION OF POTASSIUM CYANIDE
44	W	M	LOCKED SELF IN BATHROOM WITH BURNING CHARCOAL GRILL
30	W	M	BREATHED FUMES OF CHARCOAL GRILL IN SEALED BATHROOM
38	W	M	GARDEN HOSE RUN FROM EXHAUST PIPE TO TRUCK WINDOW
37	W	M	ENCLOSED SELF IN GARAGE WITH RUNNING VEHICLE
57	W	F	BURNED CHARCOAL WITHIN A CLOSED VEHICLE

Suicide Victims by Age Group, Race, and Sex

AgeGroup	SEX		RACE					F Total	M Total	Grand Total
	F	M	A	B	W	H				
							W			
0-20								3	1	4
21-40	1		1		6			8	12	21
41-60				2	5			7	3	16
61-80					2			2	2	4
80+								2	1	3
Grand Total	1		3		13			17	22	43

HOMICIDE DATA

Cause of Death in Homicide Cases During 2002



In total, 153 (75%) of 203 homicides involved a firearm as the weapon [6 bars bracketed above].

Method of Homicide Categorized by Race and Sex of Victim

Race>>>	FEMALE			Female Total	MALE			Male Total	(blank) (blank)	Grand Total
	B	H	W		B	H	W			
Asphyxia-Strangulation	2			2	3			3		5
Blunt Force	3		1	4	13		4	17		21
Drowning	1			1						1
Fire death (arson)	1			1						1
Gun, not specified	8		2	10	69	8	6	83		93
Gun-Handgun	2		1	3	27	4	3	34		37
Gun-Pistol	2			2	13	2	1	16		18
Gun-Revolver			1	1	1			1		2
Gun-Rifle					1			1		1
Gun-Shotgun	1			1	1			1		2
Total Guns = 153										
Restraint in Custody					1			1		1
Sharp Instrument					4			4		4
Sharp Instrument-Knife	1		3	4	9			9		13
Undetermined	2		1	3					1	4
Grand Total	23	3	6	32	142	14	14	170	1	203

Method of Homicide Categorized by Age Group (in years)

Age Group>>>	Unknown	0-20	21-40	41-60	61-80	80+	Infant	PreSch	Grand Total
Asphyxia-Strangulation			2	2	1				5
Blunt Force			10	7	1	1	1	1	21
Drowning								1	1
Fire death (arson)				1					1
Gun	1	17	61	11	1	1		1	93
Gun-Handgun		9	22	6					37
Gun-Pistol		2	13	2	1				18
Gun-Revolver		1	1						2
Gun-Rifle			1						1
Gun-Shotgun			2						2
Restraint (in custody)			1						1
Sharp Instrument-NOS			2	2					4
Sharp Instrument-Knife	1	1	7	3		1			13
Undetermined	1	1	2						4
Grand Total	3	31	124	34	4	3	1	3	203

Homicide Victims by Age Group, Race, and Sex

AgeGroup	SEX RACE			F Total	M			M Total	(blank)	(blank) Total	Grand Total
	F				M						
	B	H	W		B	H	W				
0-20	2		2	4	21	4	2	27			31
21-40	14	2	3	19	88	8	9	105			124
41-60	4		1	5	26	1	2	29			34
61-80	1			1	3			3			4
80+					2		1	3			3
Infant	1			1							1
PreSch	1			1	2			2			3
(blank)			1	1		1		1	1	1	3
Grand Total	23	3	6	32	142	14	14	170	1	1	203

Place Where Homicides Occurred, As Reported on Death Certificate

	Total		Total
ANOTHER'S RESIDENCE	1	IN VEHICLE ON STREET	1
APARTMENT	14	IN VEHICLE, IN WOODS	1
APARTMENT BUILDING	1	IN YARD	1
APARTMENT COMPLEX	3	INSIDE APARTMENT	1
APARTMENT WALKWAY	1	INTERSTATE	1
APT COMPLEX OFFICE	1	KITCHEN	1
AUTOMOBILE	1	LIBRARY	1
BARBER SHOP	2	LIQUOR STORE	1
BUSINESS	1	MOTEL	3
CAR	2	OUTDOORS	1
CAR ON STREET	2	OUTSIDE	1
CAR WASH	1	OUTSIDE APARTMENT	2
CITY STREET	5	OUTSIDE APARTMENTS	1
CONVENIENCE STORE	2	OUTSIDE ARENA	1
CUL-DE-SAC	1	OUTSIDE BAR	1
DAY CARE CENTER	1	OUTSIDE HOUSE	3
DRIVEWAY OF HOME	1	OUTSIDE OF CLUB	1
FAST FOOD RESTAURANT	1	OUTSIDE OF HOME	1
FD/OUTSIDE RESIDENCE	1	OUTSIDE POOL HALL	2
FND IN TRUNK OF CAR	2	PARK	2
FOOD MART	1	PARKING LOT	20
FOUND IN DITCH	1	PUBLIC PARK	1
FOUND IN SEWER	1	RESIDENCE	4
FOUND IN WOODED AREA	1	RESTAURANT	1
FOUND IN WOODS	2	ROOMING HOUSE	2
FOUND NEAR ALLEY	1	SIDEWALK	1
FOUND OUTSIDE HOUSE	1	SPORTS BAR	1
GAS STATION	1	STREET	25
HOME	40	TRUCK	1
HOTEL	1	UNKNOWN	7
HOUSE	2	WOODED AREA	1
IN CAR	2	WOODS	1
IN CAR NEAR LOT	1	WOODS @ FIRESTATION	1
IN CAR ON STREET	2	YARD	2
IN CAR/CITY STREET	2	YARD OF HOME	1
IN HOME	1	YARD OF RESIDENCE	1
IN TRUCK, NONMOVING	1	Grand Total	203
IN VEHICLE	1		

These are worded as reported on the death certificate, recognizing that some categories may overlap or be redundant. For example, the different wordings used to describe deaths that occurred in a wooded area are spread over 6 categories in the Table above, with the total number of deaths in a wooded area being seven (7).

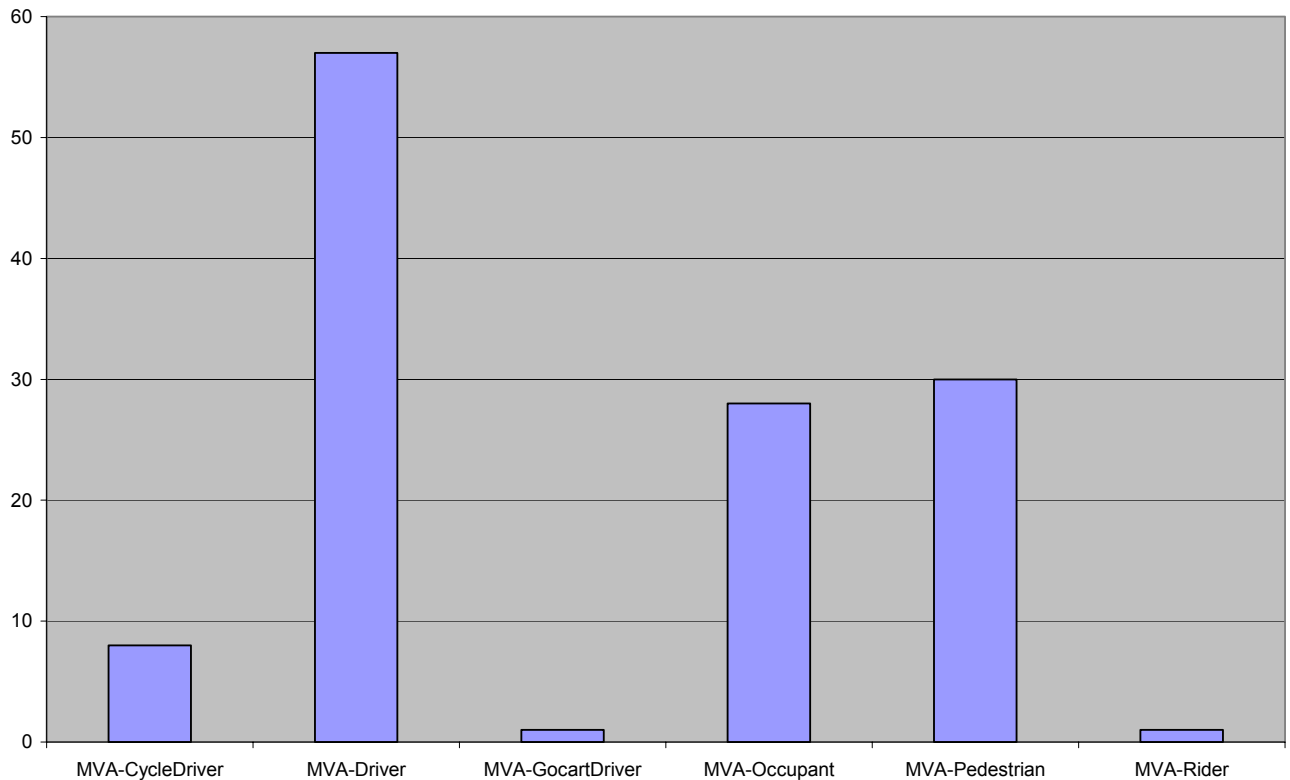
HOMICIDES AND SUICIDES BY ZIP CODE*

Zip Code	HOMICIDE	SUICIDE	Grand Total
30004		5	5
30022		2	2
30075	1	1	2
30076	1	4	5
30210	1		1
30268	1	1	2
30291	3	3	6
30301	1		1
30303	5		5
30305	4	8	12
30306	1	2	3
30308	1	6	7
30309	1	4	5
30310	16	5	21
30311	23	2	25
30312	9	3	12
30313	2		2
30314	20	1	21
30315	27	1	28
30316		2	2
30317	1		1
30318	21	5	26
30319		1	1
30324	4	4	8
30326	3		3
30327	2		2
30328	4	6	10
30331	15	3	18
30335		1	1
30336	1		1
30337	2		2
30342	2	2	4
30344	8	2	10
30349	9	5	14
30350	3	4	7
30354	9		9
36054	1		1
(blank)	1		1
Grand Total	203	83	286

* Area where event occurred or in which dead body was found

TRAFFIC FATALITY DATA

Driver-Occupant-Pedestrian-Rider Status for 125 Traffic Fatalities in 2002



In the Chart above and Tables below, “Cycle Driver” means operator of motorcycle. “Rider” refers to someone riding on a vehicle other than in the passenger cabin.

Operator/Occupant/Pedestrian Status for MVA Fatalities Categorized by Race and Sex

Race>>>	Female			Female Total	Male					Male Total	Grand Total
	B	H	W		A	B	H	NA	W		
MVA-CycleDriver						6			2	8	8
MVA-Driver	9		13	22	1	13	2		19	35	57
MVA-GocartDriver						1				1	1
MVA-Occupant	12		2	14		6	4		4	14	28
MVA-Pedestrian	4	1	2	7	1	11	3	1	7	23	30
MVA-Rider						1				1	1
Grand Total	25	1	17	43	2	38	9	1	32	82	125

Type of Roadway

	On/At Interstate System	GA 400	Other Road type
Cycle Driver	1		7
Driver	11	4	42
Occupant	7	1	20
Pedestrian	8		22
TOTAL	27	5	91

Circumstances of Motor Vehicle Fatalities

Status	Circumstances
MVA-CycleDriver	DRIVER OF MOTORCYCLE STRUCK CAR
MVA-CycleDriver	LOST CONTROL OF MOTORCYCLE/EJECTED/STRUCK BY VAN
MVA-CycleDriver	MOTORCYCLIST/FELL AND STRUCK HEAD
MVA-CycleDriver	OPERATOR OF MOTORCYCLE COLLIDED WITH MAILBOX
MVA-CycleDriver	DRIVER MOTORCYCLE STRUCK BY OTHER VEHICLE
MVA-CycleDriver	HELMETED DRIVER OF MOTORCYCLE, LEFT ROAD AND COLLIDED WITH FIXED OBJECT
MVA-CycleDriver	DRIVING MOTORCYCLE IMPACT WITH OTHER VEHICLE(S)
MVA-CycleDriver	DRIVER OF MOTORCYCLE, LOST CONTROL AND STRUCK RETAINING WALL
MVA-Driver	DRIVER/STRUCK BY OTHER VEHICLE
MVA-Driver	DRIVER OF PICKUP TRUCK, COLLIDED WITH UTILITY POLE
MVA-Driver	SINGLE OCCUPANT DRIVER-MVA-STRUCK CEMENT WALL
MVA-Driver	DRIVER OF CAR STRUCK BY TRUCK
MVA-Driver	LOST CONTROL OF VEHICLE
MVA-Driver	DRIVER/HEAD-ON WITH OTHER VEHICLE
MVA-Driver	DRIVER OF VAN/LOST CONTROL/ STRUCK RETAINING WALL
MVA-Driver	DRIVER MULTIFATALITY AUTO- AUTO COLLISION
MVA-Driver	DRIVER OF CAR/STRUCK BY ANOTHER VEHICLE
MVA-Driver	DRIVER OF CAR/FAILED TO NEGOTIATE CURVE/STRUCK TREE
MVA-Driver	DRIVER/FIXED OBJECT COLLISION/CAR FIRE
MVA-Driver	DRIVER/STATIONARY VEHICLE/ STRUCK BY VAN
MVA-Driver	DRIVER/CAR/LOST CONTROL/STRUCK UTILITY POLE/CAR CAUGHT FIRE
MVA-Driver	DRIVER OF VEHICLE/LOST CONTROL, AND STRUCK TREE
MVA-Driver	DRIVER/FIXED OBJECT COLLISION
MVA-Driver	DRIVER IN AUTO COLLISION
MVA-Driver	DRIVER OF CAR COLLIDED WITH VAN
MVA-Driver	UNRESTRAINED DRIVER OF SUV STRUCK CAR, EJECTED, HIT BY VEHICLE
MVA-Driver	DRIVER/STRUCK BY OTHER VEHICLE
MVA-Driver	DRIVER/COLLIDED WITH FIXED OBJECT
MVA-Driver	DRIVER/LOST CONSCIOUSNESS/STRUCK ANOTHER CAR
MVA-Driver	UNRESTRAINED, EJECTED DRIVER/SUV LEFT ROADWAY AND OVERTURNED
MVA-Driver	DRIVER IN SUV-SUV COLLISION
MVA-Driver	DRIVER/TWO CAR COLLISION/HEAD ON
MVA-Driver	DRIVER/SUV/COLLIDED WITH WALL
MVA-Driver	DRIVER PICK-UP TRUCK STRUCK BY TRACTOR TRAILER/STRUCK THIRD VEHICLE
MVA-Driver	RESTRIANED DRIVER OF CAR, COLLIDED WITH VAN
MVA-Driver	DRIVER/TWO-CAR MOTOR VEHICLE COLLISION
MVA-Driver	DRIVER/SUV ROLLOVER SINGLE VEHICLE ACCIDENT/TRAPPED UPSIDE DOWN WITH HEAD PINNED
MVA-Driver	RESTRAINED DRIVER OF CAR/STRUCK BY OTHER VEHICLE
MVA-Driver	DRIVER/TRACTOR TRAILER/EJECTED AFTER VEHICLE JACK-KNIFED
MVA-Driver	DRIVER OF AUTO IN HEAD-ON COLLISION WITH ANOTHER AUTO
MVA-Driver	DRIVER OF AUTO IN HEAD-ON COLLISION WITH ANOTHER AUTO
MVA-Driver	DRIVER TRUCK/CROSSED MEDIAN/HEAD ON WITH TRUCK

Status	Circumstances
MVA-Driver	DRIVER OF CAR/LOST CONTROL/LEFT ROADWAY/STRUCK TREE
MVA-Driver	DRIVER/TRAVELED LEFT OF CENTER/ 2 VEHICLE COLLISION
MVA-Driver	DRIVER OF CAR TRAVELED WRONG WAY ON HIGHWAY/STRUCK SUV
MVA-Driver	DRIVER OF MOTOR VEHICLE INVOLVED IN COLLISION
MVA-Driver	DRIVER/CAR COLLIDED WITH MULTIPLE VEHICLES. UNRESTRAINED/NONEJECTED
MVA-Driver	2 VEHICLE MVA DRIVER STRUCK BROADSIDE
MVA-Driver	UNRESTRAINED AND EJECTED DRIVER OF PICK-UP TRUCK WHICH LEFT ROADWAY AND STRUCK CULVERT
MVA-Driver	DRIVER OF AUTO THAT COLLIDED WITH CONCRETE WALL
MVA-Driver	DRIVER OF SPORT UTILITY VEHICLE/STRUCK A UTILITY POLE HEAD-ON
MVA-Driver	DRIVER OF PICKUP WHICH WAS STRUCK BY ANOTHER VEHICLE
MVA-Driver	DRIVER OF AUTO/STRUCK BY SECOND AUTO PURSUED BY POLICE
MVA-Driver	DRIVER OF CAR/CROSSED MEDIAN AND STRUCK ANOTHER CAR
MVA-Driver	RESTRAINED DRIVER OF CAR/LOST CONTROL/ CROSSED CENTER LINE/COLLIDED WITH CAR
MVA-Driver	DRIVER OF PICKUP TRUCK, CROSSED CENTER LINE, HIT DUMP TRUCK HEAD ON
MVA-Driver	DRIVER OF SPORT UTILITY VEHICLE/STRUCK BY CAR TRAVELING ON WRONG SIDE OF HIGHWAY
MVA-Driver	DRIVER OF PICK-UP TRUCK COLLIDED WITH LARGE TRUCK
MVA-Driver	RESTRAINED NON-EJECTED DRIVER OF SUV COLLIDED WITH TRACTOR TRAILOR
MVA-Driver	DRIVER IN SINGLE VEHICLE CRASH COLLIDED WITH A SUV
MVA-Driver	DRIVER OF AUTOMOBILE THAT COLLIDED WITH SUV
MVA-Driver	EJECTED FROM SPORT UTILITY VEHICLE FOLLOWING COLLISION WITH ANOTHER MOTOR VEHICLE
MVA-Driver	DRIVER IN SINGLE VEHICLE COLLISION
MVA-Driver	RESTRAINED, NON-EJECTED DRIVER OF CAR THAT COLLIDED WITH ANOTHER CAR
MVA-Driver	MOTOR VEHICLE ACCIDENT DRIVER
MVA-GocartDriver	DRIVER IN GO-CART/PICKUP TRUCK HEAD-ON COLLISION
MVA-Occupant	OCCUPANT OF AUTO COLLIDED WITH AUTO
MVA-Occupant	OCCUPANT CAR COLLIDED WITH CAR
MVA-Occupant	REAR PASSENGER/STRUCK BY OTHER CAR
MVA-Occupant	UNRESTRAINED OCCUPANT/HEAD-ON COLLISION
MVA-Occupant	REAR PASSENGER/STRUCK BY OTHER CAR
MVA-Occupant	JUMPED OUT REAR OF MOVING SCHOOL BUS
MVA-Occupant	UNRESTRAINED PASSENGER IN AUTO
MVA-Occupant	PASSENGER MOTOR VEHICLE (2) MVA'S
MVA-Occupant	PASSENGER IN TWO-VEHICLE COLLISION
MVA-Occupant	PASSENGER EJECTED IN SINGLE-VEHICLE CRASH
MVA-Occupant	MVA 2 VEHICLE PASSENGER
MVA-Occupant	PASSENGER MVA (2) VEHICLES
MVA-Occupant	REAR PASSENGER IN SINGLE VEHICLE COLLISION WITH FIXED OBJECT
MVA-Occupant	OCCUPANT/VEHICLE STRUCK BY TRACTOR/ TRAILER.FIRE RESULTED
MVA-Occupant	PASSENGER IN SINGLE VEHICLE COLLISION WITH UTILITY POLE
MVA-Occupant	PASSENGER IN AUTO STRUCK ON RIGHT SIDE BY TRUCK
MVA-Occupant	LEFT REAR SEAT PASSENGER OF AUTO THAT COLLIDED WITH ANOTHER CAR
MVA-Occupant	PASSENGER MULTIFATALITY AUTO- AUTO COLLISION

Status	Circumstances
MVA-Occupant	PASSENGER MULTIFATALITY AUTO- AUTO COLLISION
MVA-Occupant	PASSENGER EJECTED FROM VEHICLE IN COLLISION
MVA-Occupant	RESTRAINED PASSENGER IN TWO-VEHICLE COLLISION
MVA-Occupant	FRONT PASSENGER SINGLE VEHICLE LEFT ROAD; CAUGHT FIRE
MVA-Occupant	OCCUPANT OF PICKUP TRUCK THAT COLLIDED WITH ANOTHER PICKUP TRUCK
MVA-Occupant	SINGLE UNRESTRAINED, NONEJECTED OCCUPANT OF VEHICLE WHICH LEFT ROADWAY AND STRUCK TREE
MVA-Occupant	REAR SEAT PASSENGER OF A VEHICLE INVOLVED IN A COLLISION
MVA-Occupant	OCCUPANT OF MOTOR VEHICLE WHICH WAS STRUCK BY ANOTHER VEHICLE
MVA-Occupant	PASSENGER IN CAR STRUCK BY TRUCK
MVA-Occupant	PASSENGER IN MOTOR VEHICLE
MVA-Pedestrian	PEDESTRIAN STRUCK BY CAR
MVA-Pedestrian	PEDESTRIAN STRUCK BY SUV
MVA-Pedestrian	PEDESTRIAN STRUCK BY UNIDENTIFIED VEHICLE
MVA-Pedestrian	PEDESTRIAN HIT BY TRUCK
MVA-Pedestrian	PEDESTRIAN STRUCK BY AUTOMOBILE
MVA-Pedestrian	PEDESTRIAN STRUCK BY MOTOR VEHICLE
MVA-Pedestrian	PEDESTRIAN CROSSING INTERSTATE/ STRUCK BY CAR
MVA-Pedestrian	STRUCK BY MOTOR VEHICLE
MVA-Pedestrian	HIT BY CAR
MVA-Pedestrian	PEDESTRIAN STRUCK BY A MOTOR VEHICLE
MVA-Pedestrian	HIT BY CAR
MVA-Pedestrian	PEDESTRIAN STRUCK BY MOTOR VEHICLE
MVA-Pedestrian	PEDESTRIAN STRUCK BY CAR WHILE CROSSING INTERSTATE HWY
MVA-Pedestrian	PEDESTRIAN STRUCK BY AUTOMOBILE
MVA-Pedestrian	PEDESTRIAN HIT BY AUTOMOBILE
MVA-Pedestrian	PEDESTRIAN STRUCK BY MOTOR VEHICLE
MVA-Pedestrian	PEDESTRIAN STRUCK BY A VEHICLE WHILE CROSSING STREET
MVA-Pedestrian	STANDING BEHIND BUS/ STRUCK BY CAR
MVA-Pedestrian	PEDESTRIAN STRUCK BY SMALL SPORT UTILITY VEHICLE
MVA-Pedestrian	MECHANIC/WORKING UNDERNEATH AMBULANCE/ROLLED OVER HIM
MVA-Pedestrian	PEDESTRIAN CRUSHED BETWEEN CAR AND GAS PUMP
MVA-Pedestrian	PEDESTRIAN/STRUCK BY VEHICLE
MVA-Pedestrian	PEDESTRIAN STRUCK BY MOTOR VEHICLE
MVA-Pedestrian	ON SIDE OF ROAD/OUTSIDE OF VEHICLE/ STRUCK BY CAR
MVA-Pedestrian	MVA/PED STRUCK BY MOTOR VEHICLE
MVA-Pedestrian	PEDESTRIAN STRUCK BY MOTOR VEHICLE
MVA-Pedestrian	PEDESTRIAN STRUCK BY MOTOR VEHICLE
MVA-Pedestrian	PEDESTRIAN RUNOVER BY SUV
MVA-Pedestrian	PEDESTRIAN HIT BY AUTOMOBILE
MVA-Pedestrian	PEDESTRIAN STRUCK BY SPORT UTILITY VEHICLE
MVA-Rider	PASSENGER/FELL FROM MOVING VEHICLE

General Location of Traffic Accident Fatalities

Status	Approximate Address/Location
MVA-CycleDriver	BEECHER ST SW & DONNELLY AVE, ATLANTA/FUL/GA
MVA-CycleDriver	1411 CHATTAHOOCHEE AVE NW, ATLANTA/FULTON/GA
MVA-CycleDriver	1022 WALDEN STREET, ATLANTA/FULTON/GA
MVA-CycleDriver	3081 ELEANORE TERRACE, ATLANTA/FULTON/GA
MVA-CycleDriver	NORTH AVE & BOULEVARD NE, ATLANTA/FULTON/GA
MVA-CycleDriver	I-20 W/B TO I-75/85 N/B, ATLANTA/FULTON/GA
MVA-CycleDriver	HWY 9 & DEVOE RD, ALPHARETTA/FULTON/GA
MVA-CycleDriver	265 SOFTWOOD CIRCLE, ROSWELL/FULTON/GA
MVA-Driver	PONCE DE LEON, ATLANTA/FULTON/GA
MVA-Driver	2497 LAKEWOOD AVE, ATLANTA/FULTON/GA
MVA-Driver	I-75 NORTHBOUND @ MT PARAN, ATLANTA/FULTON/GA
MVA-Driver	873 CASCADE RD, ATLANTA/FULTON/GA
MVA-Driver	1812 LADAWN LANE, ATLANTA/FULTON/GA
MVA-Driver	CASCADE RD SW @ WILLIS MILL RD SW, ATL/FUL/GA
MVA-Driver	NORTHSIDE DR @ I-75 SB, ATLANTA/FULTON/GA
MVA-Driver	JONESBORO RD @ OLD JONESBORO RD FC UNC/FUL/GA
MVA-Driver	WASHINGTON RD/ROOSEVELT HWY ATLANTA/FULTON/GA
MVA-Driver	42 GROVE PARK PL NW, ATLANTA/FULTON/GA
MVA-Driver	LOOP RD @ AIRPORT, EAST POINT/FULTON/GA
MVA-Driver	CAMPBELLTON RD @ SOUTH FULTON PKY, ATL/FUL/GA
MVA-Driver	WEST PACES & RANDALL MILL ATLANTA/FULTON/GA
MVA-Driver	BELL RD @ MCGINNINS FERRY, FUL CO INC/FUL/GA
MVA-Driver	JONESBORO & BUFFINGTON RDS, UNION CITY/FUL/GA
MVA-Driver	OPELIKA, ALABAMA
MVA-Driver	MLK DR 300 YARDS NORTH OF RIVER, ATL/FUL/GA
MVA-Driver	285 W @ GA 400, ATLANTA/FULTON/GA
MVA-Driver	OLD NATIONAL HWY/WEST RD, COLLEGE PARK/FUL/GA
MVA-Driver	POWERS FERRY RD @ ROSWELL RD, ATLANTA/FUL/GA
MVA-Driver	1005 LEE ST SW @ DONNELLY AVE SW, ATL/FUL/GA
MVA-Driver	STATE BRIDGE & MORGAN RD, ALPHARETTA/FUL/GA
MVA-Driver	METROPOLITAN PKWY & I-85, ATLANTA/FULTON/GA
MVA-Driver	PEACHTREE RD. & DELMONT ST./ATLANTA/FULTON/GA
MVA-Driver	I-285 W @ ROSWELL RD, ATLANTA/FULTON/GA
MVA-Driver	I-75 NB @ EDGEWOOD AVE, ATLANTA/FULTON/GA
MVA-Driver	ROOSEVELT HWY & LESLIE DR, ATLANTA/FUL/GA
MVA-Driver	JONESBORO RD @ BETHSAIDA RD, ATLANTA/FUL/GA
MVA-Driver	I-285 W/B @ JONESBORO RD SE, ATLANTA/FUL/GA
MVA-Driver	CHATTAHOOCHEE AVE & CARROLL ST, ATL/FUL/GA
MVA-Driver	NC STATE HWY 87 @ ELON COLLEGE, NC
MVA-Driver	I-285 SOUTHBOUND @ JONESBORO RD, ATL/FUL/GA
MVA-Driver	I-285 & JONESBORO RD, ATLANTA/FULTON/GA
MVA-Driver	8370 HWY 92, FAIRBURN/FULTON/GA
MVA-Driver	HWY SR 1307 @ HAYESVILLE/HAYESVILLE, NC
MVA-Driver	MEMORIAL DR SE & STOVALL ST SE, ATL/FUL/GA
MVA-Driver	GA 400 @ GLENRIDGE CONN, ATLANTA/FULTON/GA

Status	Approximate Address/Location
MVA-Driver	75 NORTH AND CLEVELAND, ATLANTA/FULTON/GA
MVA-Driver	GA 400 S/B @ SIDNEY MARCUS, ATLANTA/FULTON/GA
MVA-Driver	MURPHY AVE & DILL AVE SW, ATLANTA/FULTON/GA
MVA-Driver	JOHNSON RD @ GULLATT RD, FC UNINCORP/FUL/GA
MVA-Driver	79 MARTIN AVE, ATLANTA/FULTON/GA
MVA-Driver	FOREST PARK RD @ HUTCHINSON RD SE, ATLANTA
MVA-Driver	I-75/85 NORTH AT 10TH ST, ATLANTA/FULTON/GA
MVA-Driver	NORTHSIDE DR @ 14TH ST, ATLANTA/FULTON/GA
MVA-Driver	1617 LENOX RD NE, ATLANTA/FULTON/GA
MVA-Driver	QUAIL HOLLOW DR & BELL RD, UNINCORP/FULTON/GA
MVA-Driver	HWY 154 @ 166, ATLANTA/FULTON/GA
MVA-Driver	GA 400 SB @ GLENRIDGE CONN, ATLANTA/FUL/GA
MVA-Driver	CEDAR GROVE RD & HWY 154, UNINCORP/FULTON/GA
MVA-Driver	SOUTH FULTON PKWY @ HWY 154, UNINCORP/FUL/GA
MVA-Driver	BUFFINGTON RD @ FLAT SHOALS RD, ATL/FUL/GA
MVA-Driver	1193 LEE ST SW, ATLANTA/FULTON/GA
MVA-Driver	I-75/85 SOUTH OF CLEVELAND AVE, ATL/FUL/GA
MVA-Driver	2191 MLK, ATLANTA/FULTON/GA
MVA-Driver	6780 ROSWELL RD SANDY SPRINGS/FULTON/GA
MVA-Driver	OLD NATIONAL HWY & FLAT SHOALS RD, ATL/FUL/GA
MVA-GocartDriver	875 CONLEY RD SE, ATLANTA/FULTON/GA
MVA-Occupant	1996 BANKHEAD HWY NW, ATLANTA/FULTON/GA
MVA-Occupant	1796 BANKHEAD HWY NW, ATLANTA/FULTON/GA
MVA-Occupant	I-285 W @ JONESBORO RD, ATLANTA/FULTON/GA
MVA-Occupant	I-285 E @ JONESBORO RD, ATLANTA/FULTON/GA
MVA-Occupant	I-285 W @ JONESBORO RD SE, ATLANTA/FULTON/GA
MVA-Occupant	195 FAIRBURN RD NW, ATLANTA/FULTON/GA
MVA-Occupant	15555 HOPEWELL RD, UNINCORP FC/FULTON/GA
MVA-Occupant	WEST PACES FERY @ REMBRANDT ST, ATL/FUL/GA
MVA-Occupant	JONESBORO RD @ I-285 WEST, ATLANTA/FULTON/GA
MVA-Occupant	DEERFIELD PARKWAY, ATLANTA/FULTON/GA
MVA-Occupant	1720 PEACHTREE ST, ATLANTA/FULTON/GA
MVA-Occupant	WEST PAECS FERRY RD @ REMBRANDT, ATL/FUL/GA
MVA-Occupant	I-285 HWY WEST @ FORREST PARK RD, ATL/FUL/GA
MVA-Occupant	GA 400 NB MANSEL RD/HAYNES BDG RD ALPH/FUL/GA
MVA-Occupant	615 JAMES P BRAWLEY AVE NW, ATLANTA/FULTON/GA
MVA-Occupant	3170 GREENBRIAR PKWY, ATLANTA/FULTON/GA
MVA-Occupant	6780 ROSWELL RD, SANDY SPRINGS/FULTON/GA
MVA-Occupant	JONESBORO RD @ OLD JONESBORO RD FC UNC/FUL/GA
MVA-Occupant	HWY 138 @ OLD JONESBORO RD FC UNINCORP/FUL/GA
MVA-Occupant	I-75 NORTH @ I-20, ATLANTA/FULTON/GA
MVA-Occupant	WINDWARD PARKWAY, ALPHARETTA/FULTON/GA
MVA-Occupant	I 20 EAST & FULTON IND, ATLANTA/FULTON/GA
MVA-Occupant	S. FULTON PKWY @ CAMPBELLTON RD, ATL/FUL/GA
MVA-Occupant	HWY 154 SOUTH OF CEDAR GROVE, PALMETTO/FUL/GA
MVA-Occupant	1720 PEACHTREE ST, ATLANTA/FULTON/GA

Status	Approximate Address/Location
MVA-Occupant	S. FULTON PKWY & CAMPBELLTON RD, ATL/FUL/GA
MVA-Occupant	873 CASCADE RD SW, ATLANTA/FULTON/GA
MVA-Occupant	SOMERSET/KENTUCKY
MVA-Pedestrian	718 LEXINGTON AVE, ATLANTA/FULTON/GA
MVA-Pedestrian	COURTLAND ST & INTERNATIONAL BLVD ATL/FUL/GA
MVA-Pedestrian	973 NORTH CENTRAL AVE #D, HAPEVILLE/FULTON/GA
MVA-Pedestrian	SIMPSON & JOSEPH LOWERY NW, ATLANTA/FULTON/GA
MVA-Pedestrian	PIEDMONT AVE & LINDBERGH, ATLANTA/FULTON/GA
MVA-Pedestrian	I-285 NORTHBOUND @ HWY 166, ATLANTA/FUL/GA
MVA-Pedestrian	I-75/85 NB @ 10th ST./ATLANTA/FULTON/GA
MVA-Pedestrian	4355 HERSCHEL ROAD, COLLEGE PARK/FULTON/GA
MVA-Pedestrian	I-285 N @ CAMP CREEK PKWY, ATLANTA/FULTON/GA
MVA-Pedestrian	1550 WARSAW RD, ROSWELL/FULTON/GA
MVA-Pedestrian	I-285 N @ CAMP CREEK PKWY, EAST POINT/FUL/GA
MVA-Pedestrian	5TH ST NE & PEACHTREE ST NE, ATLANTA/FUL/GA
MVA-Pedestrian	85 SOUTHBOUND @ BUTLER ST, ATLANTA/FULTON/GA
MVA-Pedestrian	75/85 SOUTHBOUND @ NORTH AVE, ATLANTA/FUL/GA
MVA-Pedestrian	1275 PEACHTREE ST, ATLANTA/FULTON/GA
MVA-Pedestrian	CLEVELAND AVE @ BLOUNT DR, EAST POINT/FUL/GA
MVA-Pedestrian	PEACHTREE RD @ BOLLING WAY, ATLANTA/FULTON/GA
MVA-Pedestrian	I-85 NB @ I-285, ATLANTA/FULTON/GA
MVA-Pedestrian	CLEVELAND AVE SW @ DEARWOOD DR SW, ATL/FUL/GA
MVA-Pedestrian	3566 ELM ST, ATLANTA/FULTON/GA
MVA-Pedestrian	PONCE DE LEON BLVD, ATLANTA/FULTON/GA
MVA-Pedestrian	1241 METROPOLITAN PKWY,ATLANTA/FULTON/GA
MVA-Pedestrian	890 METROLITAN AVE, ATLANTA/FULTON/GA
MVA-Pedestrian	I-85 AT STATE RD 138, UNION CITY/FULTON/GA
MVA-Pedestrian	I-285 EASTBOUND @ GA 400, ATLANTA/FULTON/GA
MVA-Pedestrian	65 DORIS RD, ALPHARETTA/FULTON/GA
MVA-Pedestrian	SIMPSON ST NW @ SUNSET AVE NW, ATLANTA/FUL/GA
MVA-Pedestrian	BOLLING WAY, ATLANTA/FULTON/GA
MVA-Pedestrian	1332 BANKHEAD HWY, ATLANTA/FULTON/GA
MVA-Pedestrian	2995 JONESBORO RD, ATLANTA/FULTON/GA
MVA-Rider	1200 WHITE ST SW, ATLANTA/FULTON/GA

* Note that several cases involved accidents that occurred outside of Fulton County, but these deaths were certified by FCME because death occurred in Fulton County and a certifier could not be located in the jurisdiction where the accident actually occurred.

Age Grouping of Traffic Fatality Victims by Status

Age Group>>>>	0-20	21-40	41-60	61-80	80+	Infant	PreSchool	Grand Total
MVA-CycleDriver		7	1					8
MVA-Driver	3	23	21	6	4			57
MVA-GocartDriver	1							1
MVA-Occupant	11	11	3	1		1	1	28
MVA-Pedestrian	4	12	10	2	2			30
MVA-Rider		1						1
Grand Total	19	54	35	9	6	1	1	125

Traffic Fatality Victims by Age Group, Race, and Sex

AgeGroup	SEX		RACE							F Total	M Total	Grand Total	
	F			M									
	B	H	W	A	B	H	NA	W					
0-20	5	1	1		7	1		4			7	12	19
21-40	12		6		18	19	6	11			18	36	54
41-60	5		5		10	11	1	1	12		10	25	35
61-80	2		2		4	2		1	2		4	5	9
80+			3		3		1		2		3	3	6
Infant	1				1						1	1	1
PreSch								1				1	1
Grand Total	25	1	17		43	2	38	9	1	32	43	82	125

NON-TRAFFIC, ACCIDENTAL (UNINTENTIONAL INJURY) DEATH DATA

Type of Injury Causing Accidental Death, Categorized by Race and Sex of Victim

Race>>>	F		Female Total	M				MaleTotal	Grand Total
	B	W		A	B	H	W		
Allergic Reaction	1		1	1				1	2
Asphyxia	2	1	3	1		1		2	5
Asphyxia-Café Coronary		1	1						1
Blunt Force		2	2	2	1	5		8	10
Complication of Therapy						2		2	2
Crushed-Pinned				2		2		4	4
Drowning		1	1	2		2		4	5
Drug Death-Adverse Effect	1		1	1				1	2
Drug Death-Poisoning	11	13	24	46		31		77	101
Electrical Injury						1		1	1
Fall	2	2	4	1		3		4	8
Fall- Down Steps	4	1	5	2	1	1		4	9
Fall-From Height				2	1	7		10	10
Fall-From moving object		1	1	1		3		4	5
Fall-Standing Height	6	8	14	2	3	10		15	29
Total Falls = 61									
Fire death	4	1	5	6		2		8	13
Gun-Handgun				1				1	1
Hyperthermia-Exogenous	1		1						1
Hypothermia-Exogenous	1		1	3		1		4	5
MARTA-Train						1		1	1
Poisoning-CO with no fire	1		1	1				1	2
Sharp Force (Cuts)				1				1	1
Train-Commercial-Impact				2	1			3	3
Grand Total	34	31	65	2	78	4	72	156	221

Accidental Deaths Categorized by Age Group, Race, and Sex

Count of CASE_NUM	SEX		RACE				F Total	M				M Total	Grand Total
	F	W	A	B	H	W							
	B	W	A	B	H	W							
AgeGroup													
0-20			2		2		1	2	2		5		7
21-40	4		5		9		18	1	26		45		54
41-60	14		11		25		46	1	27		74		99
61-80	8		5		13	1	9		9		19		32
80+	5		8		13	1	1		7		9		22
Fetus	1				1								1
Infant	1				1								1
PreSch	1				1		2				2		3
Toddle									1		1		1
(blank)							1				1		1
Grand Total	34	31	65	2	78	4	72	156	221				

Type of Injury Causing Accidental Death, Categorized by Age Group

Age Group>>>	?	0-20	21-40	41-60	61-80	80+	FETUS	Infant	PreSch	Total
Allergic Reaction			1		1					2
Asphyxia			3		1			1		5
Asphyxia-Café Coronary			1							1
Blunt Force		1	3	5	1					10
Complication of Therapy			1			1				2
Crushed-Pinned	1			2	1					4
Drowning			3	1	1					5
Drug Death-Adverse Effect				1	1					2
Drug Death-Poisoning		2	33	59	5		1		1	101
Electrical injury			1							1
Fall		1		1	4	2				8
Fall- Down Steps		1	1	4	3					9
Fall-From Height			3	5	1				1	10
Fall-From moving object			1	2	1	1				5
Fall-Standing Height				4	10	15				29
Fire death		1	1	6	1	3			1	13
Gun-Handgun				1						1
Hyperthermia-Exogenous									1	1
Hypothermia-Exogenous				5						5
MARTA-Train impact			1							1
Poisoning-CO with no fire				2						2
Sharp Force (Cuts)			1							1
Train-Commercial-Impact		1		1	1					3
Grand Total	1	7	54	99	32	22	1	1	4	221

DATA FOR DEATHS CLASSIFIED AS UNDETERMINED MANNER

Undetermined Manner Cases Categorized by Race and Sex

Race>>>>	F		Female Total	M			Male Total	(blank)		(blank) Total	Total
	B	W		A	B	W		B	(blank)		
	Blunt Force				1	1		2			
Drug Death-Poisoning						2	2				2
Fall-From moving object				1			1				1
Fire death				1			1				1
Nervous System						1	1				1
Poisoning-CO with no fire		1	1								1
Seizure Disorder					1		1				1
SIDSOID*	4	1	5	1	13		14				19
Undetermined	4		4		3	4	7	1	2	3	14
Grand Total	8	2	10	1	20	8	29	1	2	3	42

* SIDSOID refers to deaths that present as "Sudden Infant Death Syndrome" and related scenarios.

Undetermined Manner Cases Categorized by Age Group

Age Group >>>>	?	21-40	41-60	61-80	FETUS	Infant	Toddler	Total
Blunt Force			1	1				2
Drug Death-Poisoning		1	1					2
Fall-From moving object		1						1
Fire death			1					1
Nervous System							1	1
Poisoning-CO with no fire			1					1
Seizure Disorder			1					1
SIDSOID						19		19
Undetermined	1	6	2	2	1	1	1	14
Grand Total	1	8	7	3	1	20	2	42

Undetermined Manner Deaths by Age Group, Race, and Sex

AgeGroup	SEX		RACE			Female Total	Male Total	(blank)		(blank) Total	Grand Total
	Female		M					B	(blank)		
	B	W	A	B	W	B	(blank)				
21-40	3			3	2	5					8
41-60	1	1			2	5					7
61-80					3	3					3
Fetus									1	1	1
Infant	4	1		1	13	14	1			1	20
Toddle				1	1	2					2
(blank)									1	1	1
Grand Total	8	2		1	20	8	29	1	2	3	42

Details for Cases Classified as Undetermined Manner

Cause	AGE	RACE	SEX	Possible Contributing Factors	Nature of Injury
Blunt Force	64	W	M		UNKNOWN HOW EXTERNAL CAUSES CONTRIBUTED TO DEATH
Blunt Force	49	B	M	SCHIZOPHRENIA	JUMPED OR FELL FROM BRIDGE ON TO I-75
Poisoning	57	W	M		INGESTED TOXIC SUBSTANCE
Drug Death-Poisoning	36	W	M	OBSESSIVE/COMPULSIVE PERSONALITY	INGESTION EXCESSIVE THERAPAUTIC MEDICATION
Fall-From moving object	32	B	M		LEFT MOVING VEHICLE WHILE TRAVELING DOWN INTERSTATE HIGHWAY
Fire death	29	B	M		APARTMENT FIRE
Nervous System	26M	W	M	HEALING LEFT RIB FRACTURE	UNKNOWN
Poisoning-CO with no fire	52	W	F		EXPOSURE TO CARBON MONOXIDE
Seizure Disorder	46	B	M	SCHIZOPHRENIA, ETHANOL ABUSE, REMOTE GUNSHOT WOUND	SHOT IN HEAD 15 YEARS AGO
SIDSOID	10M	B	F	BED SHARING	UNKNOWN IF EXTERNAL CAUSES CONTRIBUTED TO DEATH
SIDSOID	1MO	B	M		UNKNOWN IF EXTERNAL CAUSE CONTRIBUTED TO DEATH
SIDSOID	4MO	B	M	BEDSHARING WITH ADULTS; FACE DOWN, MILD BRONCHITIS	UNDETERMINED IF EXTERNAL CAUSES CONTRIBUTED TO DEATH
SIDSOID	2M	B	M	PRONE SLEEPING POSITION	UNKNOWN IF EXTERNAL FACTORS CONTRIBUTED TO DEATH
SIDSOID	3MO	B	M	CO-SLEEPING; ADRENAL HYPOPLASIA	UNKNOWN IF EXTERNAL CAUSE CONTRIBUTED TO DEATH
SIDSOID	3W	B	M		UNKNOWN IF EXTERNAL CAUSE INVOLVED
SIDSOID	2MO	B	M		UNKNOWN IF EXTERNAL CAUSE CONTRIBUTED TO DEATH
SIDSOID	1MO	B	F	BED SHARING IN ADULT BED	UNKNOWN IF EXTERNAL CAUSES CONTRIBUTED TO DEATH
SIDSOID	6MO	W	F	HYPERPYREXIA, HEAD AND TORSO COVERED BY BLANKET	UNKNOWN IF EXTERNAL CAUSES CONTRIBUTED TO DEATH
SIDSOID	1MO	B	M	BED SHARING WITH ADULTS, PHENYLKETONURIA	UNKNOWN HOW OR IF EXTERNAL CAUSES CONTRIBUTED TO DEATH
SIDSOID	6MO	B	M	BED SHARING WITH OTHERS, MULTIPLE GESTATION, URI	UNKNOWN
SIDSOID	6MO	B	M	PRONE SLEEPING POSITION	UNKNOWN IF EXTERNAL CAUSE CONTRIBUTED

Cause	AGE	RACE	SEX	Possible Contributing Factors	Nature of Injury
SIDS/D	2MO	B	M	CO-SLEEPING IN ADULT BED	UNKNOWN HOW OR IF INJURY OCCURRED
SIDS/D	8MO	B	M	PRONE SLEEPING POSITION ON ADULT BEDDING	UNKNOWN IF EXTERNAL CAUSES CONTRIBUTED TO DEATH
SIDS/D	1MO	B	F	PRONE SLEEPING POSITION ON SOFT BEDDING	UNKNOWN IF EXTERNAL CAUSES CONTRIBUTED TO DEATH
SIDS/D	13D	B	F	BEDSHARING WITH ADULT	UNDETERMINED IF EXTERNAL CAUSE WAS INVOLVED
SIDS/D	6MO	B	M		UNKNOWN IF EXTERNAL CAUSE CONTRIBUTED TO DEATH
SIDS/D	3MO	B	M		UNKNOWN IF EXTERNAL CAUSE CONTRIBUTED TO DEATH
SIDS/D	7WK	A	M	PRONE WITH HEAD ON SOFT PILLOW	UNDETERMINED IF EXTERNAL CAUSE INVOLVED
Undetermined	20M	B	M	FAILURE TO THRIVE, CO-SLEEPING WITH ADULTS	UNKNOWN IF OR WHEN INJURY OCCURRED
Undetermined	27	B	M		UNKNOWN
Undetermined	39	B	F	RENAL FAILURE	UNKNOWN HOW OR IF INJURY OCCURRED
Undetermined	36	W	M	DIABETES MELLITUS (NIDDM), MENTAL RETARDATION	UNKNOWN IF EXTERNAL CAUSES INVOLVED
Undetermined	22	B	F	HYPERTHYROIDISM, POSSIBLE DRUG OVERDOSE	UNKNOWN IF INJURED BY INGESTING
Undetermined					UNDETERMINED
Undetermined	27W	B		MATERNAL COCAINE ABUSE	UNKNOWN
Undetermined	43	B	F	RECENT COCAINE AND ETHANOL USE	UNKNOWN
Undetermined	52	W	M		POSSIBLE SUICIDAL DRUG OVERDOSE; UNPROVEN
Undetermined	49	W	M		UNKNOWN IF INJURED
Undetermined	22	B	M		UNKNOWN
Undetermined	39	B	F		UNKNOWN HOW OR IF INJURY OCCURRED
Undetermined					UNKNOWN
Undetermined	66	W	M		UNKNOWN IF INJURED

TOXICOLOGY DATA AND DRUG OR POISONING DEATHS

Drug Testing and Positive Tests by Manner of Death

	ETOH Tests	Positive	Cocaine Tests	Positive	Opiate Tests	Positive
Homicide	172	46 (27%)	171	41 (24%)	59	2 (3%)
Suicide	74	23 (31%)	73	7 (10%)	37	3 (8%)
Accident	157	44 (28%)	158	62 (40%)	129	28 (22%)
Undetermined	31	3 (10%)	38	2 (5%)	34	0 (0%)
Natural	348	61 (18%)	345	7 (2%)	193	10 (5%)
Traffic	106	31 (29%)	105	8 (8%)	86	1 (1%)
TOTAL	888	208 (23%)	890	127 (14%)	538	44 (8%)

Toxicology Results for Vehicle Operators and Pedestrians

	Drivers/Operators (66)	Pedestrians (30)
Ethanol Tested	53	27
Ethanol Positive	18	6
THC Tested	49	24
THC Positive	7	0
Benzodiazepines Tested	50	25
Benzodiazepines Positive	5	2
Cocaine/BZE Tested	52	27
Cocaine/BZE Positive	4	3
Amphetamines Tested	51	25
Amphetamines Positive	2	0

Of Drivers, 16 had one or more of the non-alcohol substances. Of Pedestrians, 5 had one or more of the non-alcohol substances. Because some of these victims survived in the hospital for various periods of time, these figures probably underestimate that actual frequency of positive alcohol or drug tests.

Circumstances of 10 Poisoning Deaths NOT involving Prescription or Illicit Drugs

AGE	RACE	SEX	MANNER	HOW INJURY OCCURRED
49	B	F	ACCIDENT	BURNED CHARCOAL IN CARGO TRAILER FOR HEAT
51	B	M	ACCIDENT	EXPOSURE TO CARBON MONOXIDE WHILE SLEEPING
57	W	F	SUICIDE	BURNED CHARCOAL WITHIN A CLOSED VEHICLE
37	W	M	SUICIDE	ENCLOSED SELF IN GARAGE WITH RUNNING VEHICLE
38	W	M	SUICIDE	GARDEN HOSE RUN FROM EXHAUST PIPE TO TRUCK WINDOW
30	W	M	SUICIDE	BREATHED FUMES OF CHARCOAL GRILL IN SEALED BATHROOM
44	W	M	SUICIDE	LOCKED SELF IN BATHROOM WITH BURNING CHARCOAL GRILL
37	W	F	SUICIDE	INGESTION OF POTASSIUM CYANIDE
52	W	F	UNDETERMINED	EXPOSURE TO CARBON MONOXIDE
57	W	M	UNDETERMINED	ETHYLENE GLYCOL INGESTION

Drugs Causing Accidental Death, Categorized by Victim Age

Drug(s) Involved	0-20	21-40	41-60	61-80	FETUS	PreSch	Total
Alprazolam,carisoprodol,meprobamate			1				1
Amitriptylene			1				1
Cocaine		4	4	1	1		10
Cocaine and ethanol			2				2
Cocaine and methamphetamines			1				1
Cocaine and Opiates		5	1				6
Cocaine and Opiates and Ethanol		4	2				6
Cocaine and Opiates and Ethanol and benzodiazepines			1				1
Cocaine and Opiates and methadone			1				1
Cocaine and Opiates and Phenobarbital		1					1
Cocaine and Opiates complicating disease			1				1
Cocaine causing adverse event		4	4				8
Cocaine complicating disease		4	18				22
Cocaine, Ethanol			1				1
Ethanol			5	2			7
Ethanol and hydromorphone			1				1
Ethanol and methadone and meperidine			1				1
Ethanol and opiates			1				1
Fentanyl		1					1
Fluoxetine			1				1
Fluoxetine and flurazepam			1				1
GHB, benzodiazepines		1					1
Hydrocodone,morphine,meprobamate,propoxyphene			1				1
Inhalants and controlled drugs	1						1
Meprobamate, Carisoprodol, Opiates	1						1
Methadone			1				1
Methadone, amitriptylene,sertaline			1				1
Methamphetamine			1				1
Olanzapine complicating disease			1				1
Opiates-Not otherwise specified		3					3
Opiates (Heroin)		1					1
Opiates (Morphine)						1	1
Opiates (Morphine) and amitriptylene			1				1
Opiates and alprazolam		1					1
Opiates and ethanol				1			1
Opiates complicating disease		3					3
Opiates, benzodiazepines, ethanol		1					1
Oxycodone,meprobamate,carisoprodol,diazepam			1				1
Tramadol			1				1
Tramadol and citalopram complicating disease			1				1
Unspecified			1				1
Verapamil complicating disease			1				1
Grand Total	2	33	59	4	1	1	100

Drug-Caused Accidental Deaths by Victim Age Group, Race, and Sex

Count of CASE_NUM	SEX		RACE				Grand Total
	F	W	F Total	M		M Total	
				B	W		
AgeGroup	B	W		B	W		
0-20 *		2	2				2
21-40	2	4	6	11	16	27	33
41-60	8	7	15	30	13	43	58
61-80				4	1	5	5
Fetus	1		1				1
PreSchool**				1		1	1
Grand Total	11	13	24	46	30	76	100

*The youngest in this group was age 17 years

** 4 years of age. Excessive morphine administration after surgery

DATA FOR NATURAL DEATHS CERTIFIED BY THE MEDICAL EXAMINER

Cause of Death Categorized by Race and Sex

Race>>>	F				F Total	M					MTotal	Total
	A	B	H	W		AI	B	H	W	(blank)		
Aneurysm Rupture		4		1	5		2				2	7
Aortic Disease-NonASCVD							1		1		2	2
Cardiac- Not specified			18	4	22		21	1	9		31	53
Cardiac-Anomaly			2		2		2			1	3	5
Cardiac-ASCVD-IHD			30	1	18	49	2	69	3	62	136	185
Cardiac-Cardiomyopathy			3		3		7	1	3		11	14
Cardiac-Endocarditis			1		1							1
Cardiac-Hypertension	1	46		5	52	1	51		13		65	117
Cardiac-Myocarditis				1	1		1				1	2
Cardiac-ValveAnomaly			3		3			1			1	4
Dementia-Not specified			2	1	3							3
Dementia-Alzheimers			1		1							1
Diabetes- Not specified			7		7		5		2		7	14
Diabetes-IDDM			3		3		3		1		4	7
Diabetes-Ketoacidosis			5	1	6		2				2	8
Diabetes-NIDDM			1		1							1
Digestive Tract Dsisease							7	1	1		9	9
Drug-Death-Chronic Abuse			8	5	13		20	2	10		32	45
Endocrine Disorder			1		1							1
Hematologic System			1		1							1
Hepatobiliary Disease			4		4		2		1		3	7
Heritable-Genetic-Congenital			4		4		3				3	7
Infection- Not specified			2	1	3				2		2	5
Infection-Genitourinary			1		1							1
Infection-HIV-AIDS							6		3		9	9
Infection-Lung			5	3	8		6		3		9	17
Infection-TB			2		2		2		1		3	5
Multisystem Disease			1		1							1
Neoplasm	1	9		1	11		11		2		13	24
Nervous System Disease			3	1	4		2		3		5	9
Nervous System- Stroke			1	1	2		4	1	2		7	9
Nervous System-Hemorrhage			2	1	3		2		4		6	9
Nonspecific Natural Processes			13	5	18		3				3	21
Peripheral Vascular Disease				1	1				1		1	2
Prematurity			1		1		1				1	2
Pulmonary Disease Unspecified							1				1	1
Pulmonary-Asthma							3		1		4	4
Pulmonary-COPD			2		2		3		4		7	9
Renal Disease			2		2		1		1		2	4
Sarcoidosis							1				1	1
Scleroderma							1				1	1
Seizure Disorder-Not specified				1	1		3				3	4
Seizure Disorder-Idiopathic			1		1		3		3		6	7
Therapy Complication			1		1							1
Thromboemboli			3	1	4		2		1		3	7
Vasculitis							1	1	1		3	3
Grand Total (Includes 2 UID)	2	193	1	52	248	3	252	11	135	1	402	652

Cause of Death Categorized by Age Group

Age Group>>>>>	1-20	21-40	41-60	61-80	80+	Infant	Grand Total
Aneurysm Rupture		1	5	1			7
Aortic Disease-NonASCVD			2				2
Cardiac- Not specified	1	4	9	25	14		53
Cardiac-Anomaly		2	1	1		1	5
Cardiac-ASCVD-IHD		14	70	78	23		185
Cardiac-Cardiomyopathy	2	8	2	2			14
Cardiac-Endocarditis					1		1
Cardiac-Hypertension		5	44	57	11		117
Cardiac-Myocarditis		1	1				2
Cardiac-ValveAnomaly			2	2			4
Dementia-Not specified					3		3
Dementia-Alzheimers					1		1
Diabetes-Not specified		3	4	6	1		14
Diabetes-IDDM		1	3	3			7
Diabetes-Ketoacidosis		4	2	2			8
Diabetes-NIDDM					1		1
Digestive Tract Disease		2	5	1	1		9
Drug-Death-Chronic Abuse*		5	26	13	1		45
Endocrine Disorder		1					1
Hematologic System Dsisease			1				1
Hepatobiliary Disease		2	5				7
Heritable-Genetic-Congenital	4		2			1	7
Infection-Not specified		2	1	1	1		5
Infection-Genitourinary			1				1
Infection-HIV-AIDS		3	5		1		9
Infection-Lung	2	3	6	5		1	17
Infection-TB		1	4				5
Multisystem Disease			1				1
Neoplasm		1	11	8	4		24
Nervous System Disease			3	3	3		9
Nervous System- Stroke		1	3	3	2		9
Nervous System-Hemorrhage		1	4	3	1		9
Nonspecific Natural Processes	1	2	3	6	9		21
Peripheral Vascular Disease			2				2
Prematurity						2	2
Pulmonary Disease Unspecified		1					1
Pulmonary-Asthma	2		1	1			4
Pulmonary-COPD	1		3	5			9
Renal Disease			4				4
Sarcoidosis					1		1
Scleroderma			1				1
Seizure Disorder-Not specified		1	2	1			4
Seizure Disorder-Idiopathic	1	1	5				7
Therapy Complication					1		1
Thromboemboli		1	5	1			7
Vasculitis		2	1				3
Grand Total (Includes 2 UID)	14	73	250	228	80	5	652

*43 of these involved chronic alcoholism and 2 involved chronic intravenous substance abuse

DEATHS OF CHILDREN AGE 17 YEARS AND YOUNGER

Cause of Death or Fatal Agent for Deaths of Children age 17 and Younger

Race>>>>	B		B Total	H		H Total	A		A Total	W		W Total	Total
	F	M		F	M		M	F		M			
Asphyxia	1		1										1
Asphyxia-Hanging										1		1	1
Blunt Force	1	1	2										2
Drowning	1		1										1
Drug Death-Poisoning		1	1							1		1	2
Fall-From Height										1		1	1
Fire death		1	1										1
Gun		5	5										5
Gun-Handgun	1	1	2		1	1							3
Gun-Pistol		1	1										1
Heritable-Genetic-Congenital	2	2	4							1		1	5
Hyperthermia-Exogenous	1		1										1
Infection-Lung	1	3	4										4
Maternal Death/Prematurity	1		1										1
MVA-Driver		1	1							1		1	2
MVA-Occupant	2	2	4							2		2	6
MVA-Pedestrian		1	1	1		1							2
MVA-Rider		1	1										1
Pulmonary-Asthma		2	2										2
Seizure Disorder-Idiopathic		1	1										1
Sharp Instrument-Knife		1	1										1
SIDSOID*	5	13	18					1	1	1		1	20
Undetermined		1	1										1
Grand Total	17	39	56	1	1	2	1	1	1	2	6	8	67

* SIDSOID = Sudden Infant Death Syndrome-like circumstances

Manner of Death Categorized by Age Group for Decedents Age 17 Years and Younger

	01-5	06-10	11-15	16-17	Infant	Grand Total
ACCIDENT	4			1	1	6
ACCIDENT (T)	1		5	4	1	11
HOMICIDE	3		3	6	1	13
Natural	3	1	4	1	5	14
SUICIDE			1			1
UNDETERMINED	2				20	22
Grand Total	13	1	13	12	28	67

Cause of Death Categorized by Age Group for those 17 years of age and Younger

Age Group>>>	01-5	06-10	11-15	16-17	Infant	Grand Total
Asphyxia					1	1
Asphyxia-Hanging			1			1
Blunt Force	1				1	2
Drowning	1					1
Drug Death-Poisoning	1			1		2
Fall-From Height	1					1
Fire death	1					1
Gun	1		1	3		5
Gun-Handgun			1	2		3
Gun-Pistol				1		1
Heritable-Genetic-Congenital	2		3		1	6
Hyperthermia-Exogenous	1					1
Infection-Lung	3				1	4
Maternal Death/Prematurity					1	1
Maternal Drug Use					1	1
MVA-Driver				2		2
MVA-Occupant	1		2	2	1	6
MVA-Pedestrian			2			2
MVA-Rider			1			1
Pulmonary-Asthma		1	1			2
Seizure Disorder-Idiopathic				1		1
Sharp Instrument-Knife			1			1
SIDS/OID					20	20
Undetermined					1	1
Grand Total	13	1	13	12	28	67

Circumstances for Death of Children Age 17 and Younger

AGE	RACE	SEX	MANNER	Circumstances
3	B	F	ACCIDENT	LEFT UNATTENDED/IN CAR ON TOP OF PARKING DECK
4	B	M	ACCIDENT	EXCESSIVE MORPHINE GIVEN
17	W	F	ACCIDENT	USE OF INHALANTS AND CONTROLLED DRUGS
19M	W	M	ACCIDENT	FELL FROM BALCONY 70' HEIGHT
2	B	M	ACCIDENT	HOUSE FIRE, SMOKE INHALATION
4MO	B	F	ACCIDENT	BODY FOUND BETWEEN MATTRESS AND WALL
15	B	M	ACCIDENT (T)	JUMPED OUT REAR OF MOVING SCHOOL BUS
12	B	M	ACCIDENT (T)	PEDESTRIAN STRUCK BY MOTOR VEHICLE
16	W	M	ACCIDENT (T)	RESTRAINED DRIVER OF CAR/LOST CONTROL/ CROSSED CENTER LINE/COLLIDED WITH CAR
3	W	M	ACCIDENT (T)	PASSENGER IN MOTOR VEHICLE
17	B	M	ACCIDENT (T)	DRIVER IN GO-CART/PICKUP TRUCK HEAD-ON COLLISION
12	H	F	ACCIDENT (T)	PEDESTRIAN STRUCK BY MOTOR VEHICLE
17	W	M	ACCIDENT (T)	REAR SEAT PASSENGER OF A VEHICLE INVOLVED IN A COLLISION
17	B	M	ACCIDENT (T)	PASSENGER IN SINGLE VEHICLE COLLISION WITH UTILITY POLE
15	B	M	ACCIDENT (T)	OCCUPANT OF PICKUP TRUCK THAT COLLIDED WITH ANOTHER PICKUP TRUCK
9	B	F	ACCIDENT (T)	PASSENGER IN TWO-VEHICLE COLLISION
7W	B	F	ACCIDENT (T)	REAR PASSENGER IN SINGLE VEHICLE COLLISION WITH FIXED OBJECT
16	H	M	HOMICIDE	SHOT BY OTHER(S)
15	B	M	HOMICIDE	SHOT BY ANOTHER-HANDGUN
10M	B	F	HOMICIDE	CHILD ABUSE
3	B	F	HOMICIDE	IMMERSION AND HEAD INJURY
17	B	M	HOMICIDE	SHOT BY OTHER(S)
17	B	M	HOMICIDE	SHOT BY OTHER
2	B	M	HOMICIDE	SHOT BY OTHER
12	B	M	HOMICIDE	STABBED BY OTHER(S)
3	B	M	HOMICIDE	ASSAULTED BY ANOTHER
17	B	M	HOMICIDE	SHOT BY ANOTHER
15	B	M	HOMICIDE	SHOT BY OTHER(S)
17	B	M	HOMICIDE	SHOT BY ANOTHER
17	B	F	HOMICIDE	SHOT BY OTHER
22M	B	F	Natural	CEREBRAL PALSY
19M	B	F	Natural	ACUTE EPIGLOTTITIS
15	B	M	Natural	ASTHMA
6	B	M	Natural	ASTHMA
5MO	B	M	Natural	BRONCHOPNEUMONIA
14M	B	M	Natural	TRACEHOBRONCHITIS
26W	B	F	Natural	PREMATURITY
3W	B	F	Natural	PATENT DUCTUS
11	B	F	Natural	MICROCEPHALY WITH HYDROCEPHALUS
11	B	M	Natural	CEREBRAL PALSY FOLLOWING CONGENITAL INFECTION
1D		M	Natural	CONGENITAL HEART ANOMALY

AGE	RACE	SEX	MANNER	Circumstances
17	B	M	Natural	IDIOPATHIC SEIZURE DISORDER
12	B	M	Natural	MULTIPE CONGENITAL ANOMALIES
11D	B	M	Natural	PULMONARY IMMATURITY
15	W	M	SUICIDE	HANGED SELF WITH ROPE
3MO	B	M	UNDETERMINED	UNKNOWN IF EXTERNAL CAUSE CONTRIBUTED TO DEATH
6MO	B	M	UNDETERMINED	UNKNOWN IF EXTERNAL CAUSE CONTRIBUTED TO DEATH
7WK	O	M	UNDETERMINED	UNDETERMINED IF EXTERNAL CAUSE INVOLVED
13D	B	F	UNDETERMINED	UNDETERMINED IF EXTERNAL CAUSE WAS INVOLVED
1MO	B	F	UNDETERMINED	UNKNOWN IF EXTERNAL CAUSES CONTRIBUTED TO DEATH
8MO	B	M	UNDETERMINED	UNKNOWN IF EXTERNAL CAUSES CONTRIBUTED TO DEATH
1MO	B	F	UNDETERMINED	UNKNOWN IF EXTERNAL CAUSES CONTRIBUTED TO DEATH
26M	W	M	UNDETERMINED	UNKNOWN
6MO	B	M	UNDETERMINED	UNKNOWN IF EXTERNAL CAUSE CONTRIBUTED TO DEATH
20M	B	M	UNDETERMINED	UNKNOWN IF OR WHEN INJURY OCCURED
4MO	B	M	UNDETERMINED	UNDETERMINED IF EXTERNAL CAUSES CONTRIBUTED TO DEATH
2MO	B	M	UNDETERMINED	UNKNOWN HOW OR IF INJURY OCCURRED
10M	B	F	UNDETERMINED	UNKNOWN IF EXTERNAL CAUSES CONTRIBUTED TO DEATH
3MO	B	M	UNDETERMINED	UNKNOWN IF EXTERNAL CAUSE CONTRIBUTED TO DEATH
6MO	W	F	UNDETERMINED	UNKNOWN IF EXTERNAL CAUSES CONTRIBUTED TO DEATH
2MO	B	M	UNDETERMINED	UNKNOWN IF EXTERNAL CAUSE CONTRIBUTED TO DEATH
3W	B	M	UNDETERMINED	UNKNOWN IF EXTERNAL CAUSE INVOLVED
6MO	B	M	UNDETERMINED	UNKNOWN
27W	B		UNDETERMINED	UNKNOWN
2M	B	M	UNDETERMINED	UNKNOWN IF EXTERNAL FACTORS CONTRIBUTED TO DEATH
1MO	B	M	UNDETERMINED	UNKNOWN HOW OR IF EXTERNAL CAUSES CONTRIBUTED
1MO	B	M	UNDETERMINED	UNKNOWN IF EXTERNAL CAUSE CONTRIBUTED TO DEATH

DATA FOR DEATHS OF SENIOR CITIZENS AGE 61 YEARS OR OLDER

Causes of Death

Age Group>>>>	61-80	80+	Total		61-80	80+	Total
Allergic Reaction	1		1	Nervous System Disease	3	3	6
Aneurysm Rupture	1		1	Nervous System -Stroke	3	2	5
Asphyxia-NOS	1		1	Nervous System-Hemorrhage	3	1	4
Asphyxia-Strangulation	1		1	Nonspecific Natural Processes	6	9	15
Asphyxia-Suffocation	1		1	Pulmonary-Asthma	1		1
Blunt Force	3	1	4	Pulmonary-COPD	5		5
Cardiac-NOS	25	14	39	Sarcoidosis		1	1
Cardiac-Anomaly	1		1	Seizure Disorder	1		1
Cardiac-ASCVD-IHD	78	23	101	Sharp Instrument-Knife		1	1
Cardiac-Cardiomyopathy	2		2	Therapy Complication		1	1
Cardiac-Endocarditis		1	1	Thromboemboli- NOS	1		1
Cardiac-Hypertension	57	11	68	Train-Commerical-Impact by	1		1
Cardiac-ValveAnomaly	2		2	Undetermined Causes	2		2
Complication of Therapy		1	1	Grand Total	284	114	398
Crushed-Pinned	1		1				
Dementia-NOS		3	3				
Dementia-Alzheimers		1	1				
Diabetes-NOS	6	1	7				
Diabetes-IDDM	3		3				
Diabetes-Ketoacidosis	2		2				
Diabetes-NIDDM		1	1				
Digestive Tract Disease	1	1	2				
Drowning	1		1				
Drug Death-Adverse Effect	1		1				
Drug Death-Poisoning	5		5				
Drug-Death-Chronic Abuse	13	1	14				
Fall	4	2	6				
Fall- Down Steps	3		3				
Fall-From Height	1		1				
Fall-From moving object	1	1	2				
Fall-Standing Height	10	15	25	>>Total Falls = 37			
Fire death	1	3	4				
Gun	2	1	3				
Gun-Handgun	3		3				
Gun-Pistol	2		2				
Gun-Revolver	1	2	3				
Gun-Shotgun	1		1	>>Total Guns = 12			
Infection-NOS	1	1	2				
Infection-HIV-AIDS		1	1				
Infection-Lung	5		5				
Jump from Height		1	1				
MVA-Driver	6	4	10				
MVA-Occupant	1		1				
MVA-Pedestrian	2	2	4	>>Total MVA = 15			
Neoplasm	8	4	12				

Manner of Death Among the Elderly, Categorized by Race, Sex, and Age

RACE	AgeGroup	SEX	ACC	ACC (T)	HOMICIDE	Natural	SUICIDE	UND	Grand Total	
A	61-80	F				1			1	
		M	1	2					3	
	61-80 Total			1	2		1		4	
	80+	F					1		1	
		M	1						1	
80+ Total			1			1		2		
A Total			2	2		2			6	
AI	61-80	M				2			2	
	61-80 Total					2			2	
AI Total						2			2	
B	61-80	F	8	2	1	60			71	
		M	9		3	93	2		107	
	61-80 Total			17	2	4	153	2	178	
	80+	F	5			38			43	
		M	1	1	2	16	2		22	
80+ Total			6	1	2	55	2	66		
B Total			23	3	6	208	4		244	
H	61-80	M		1		3			4	
	61-80 Total			1		3			4	
H Total				1		3			4	
W	61-80	F	5	2		23	2		32	
		M	9	2		46	4	3	64	
	61-80 Total			14	4		69	6	3	96
	80+	F	8	3		13			24	
		M	7	2	1	12	1		23	
80+ Total			15	5	1	25	1		47	
W Total			29	9	1	94	7	3	143	
Grand Total			54	15	7	308	11	3	398	

Manner Classification by Age Group

			Grand Total
Age Group>>>	Age 61-80	81 or Older	Grand Total
ACCIDENT	32	22	54
ACCIDENT (T)	9	6	15
HOMICIDE	4	3	7
Natural	228	80	308
SUICIDE	8	3	11
UNDETERMINED	3		3
Grand Total	284	114	398

MISCELLANEOUS DATA

Age range and median by Manner of Death for All Cases Certified by FCME

	Age Range	Median Age*
Homicide	10 months to 92 years	30 years
Suicide	15 to 99 years	38 years
Accident	4 months to 98 years	48 years
Traffic Accident	7 weeks to 87 years	35 years
Undetermined	Fetus to 66 years	8 months
Natural	1 day to 102 years	59 years

* Half of decedents were older than this age and half were younger

Multiple Fatality Incidents

- 17 incidents involving 36 total decedents
- 8 MVA incidents (7 had 2 decedents, one had 3)
- 1 incident involving 2 accidental drug deaths
- 1 incident involving 3 people who died in a house fire
- 5 homicide incidents with 2 decedents
- 2 Homicide-Suicide incidents involving 2 people in each incident

Declined Jurisdiction Cases

For the 737 cases that were reported to the office but for which further investigation was declined and a death certificate needed to be completed by a personal physician or other certifier:

- 428 different physicians needed to be contacted to complete the death certificate
- 13 were declined on the basis of geography because the death needed to be reported to a county other than Fulton
- 724 were declined on the basis of subject matter in that the circumstances of death did not require full official medicolegal investigation.

Accept Jurisdiction Cases

For the 1326 cases accepted for jurisdiction, the primary reasons were as follows:

- 484- Violence or injury
- 328- Sudden, unexpected, unexplained
- 60- Doctor could not be reached or would not sign death certificate (DC)
- 115- Has Grady Hospital record but could not locate physician to sign DC
- 207- Had no known physician to sign the death certificate
- 14- Jail inmate or in custody
- 118- Other/combinations

Pending Cases

For some cases, the cause and/or manner of death cannot be completed right away because additional information or testing is needed, such as toxicology testing for drugs or poisons. The reasons for 439 such “pending” cases in 2002 were:

Toxicology alone	124
Toxicology and Histology	117
Medical Records primarily	72
Histology primarily	43
Additional Investigation	24
Identification of victim	13
Other combinations	46
TOTAL Pending	439

Of the Pending Cases, Time from Death Report to Case Completion was:

10 days or less	69
11-20 days	49
21-30 days	36
31-60 days	185
61 days or more	100

Overall Reporting Rates to FCME

The number of deaths reported to FCME in year 2002 was 2063, which represents about 25% of all county deaths.

Violent Death Rates

	Adjusted National Average Per 100,000 population	Unadjusted, Fulton County
Homicide	5.9	24.8
Suicide	10.4	10.1
MVA Fatalities	15.4	15.3
Other Accidents (Unintentional)	19.5	27.0

Place Death Occurred

PRONOUNCED	ACCIDENT	ACC (T)	HOMICIDE	Natural	SUICIDE	UNDETERMINED	DJ	Grand Total
DOA/	6	1	2	44	1		48	102
DOA/DOS/	2						6	8
DOS/	99	55	118	346	68	22	256	964
ER/	49	33	37	217	9	16	320	681
INPATIENT	65	36	46	39	5	4	103	298
Not applicable							10	10
Grand Total	221	125	203	646	83	42	743	2063

In-Custody Deaths (Jail or Police Custody)

Cause of Death

Race>>>>	F		Female Total	M		Male Total	Grand Total
	B	W		B	W		
	Aneurysm Rupture	1		1			
Asphyxia-Hanging		1	1	1	1	2	3
Cardiac-ASCVD-IHD				2		2	2
Digestive Tract Disease				2		2	2
Drug Death-Poisoning*					1	1	1
Drug-Death-Chronic Abuse				1		1	1
Restraint (near arena)				1		1	1
Thromboemboli				1		1	1
Declined Jurisdiction				2		2	2
Grand Total	1	1	2	10	2	12	14

*This person took acetaminophen prior to arrest and became ill in-jail.

Manner of Death for In-Custody Deaths

Age Group>>>	21-40		41-60		Grand Total
	HOMICIDE (restraint custody near arena)	1			
Natural Death (In Jail)	1		6		7
SUICIDE (In jail) (3 Hangings, one drug OD)	3		1		4
Declined Jurisdiction (Natural, in Jail)	1		1		2
Grand Total	6		8		14

Deaths Involving Drowning or Immersion

AGE	RACE	SEX	MANNER	How Injury Occured
25	B	M	ACCIDENT	SEIZURE WITH SUBSEQUENT IMMERSION OF FACE IN BATH WATER
40	B	M	ACCIDENT	DROWNED IN LAKE WHILE SWIMMING
56	W	F	ACCIDENT	HEAD IMMERSED IN BATH WATER DUE TO NATURAL DISEASE PROCESSES
37	W	M	ACCIDENT	FOUND IN RIVER/PROBABLE DROWNING
70	W	M	ACCIDENT	FOUND PRONE IN SHALLOW LAKE
3	B	F	HOMICIDE	IMMERSION AND HEAD INJURY

Summary of Fire-Related Deaths

AGE	RACE	SEX	MANNER	PLACE	HOW Injury Occurred
45	W	M	ACCIDENT	HOME	ACCIDENTAL HOUSE FIRE CAUSED BY SPACE HEATER
20	W	M	ACCIDENT	FOOTBALL STADIUM	TRAPPED IN STRUCTURE FIRE
51	W	F	ACCIDENT	HOME	ACCIDENTAL HOUSE FIRE
26	B	M	ACCIDENT	HOME	INHALATION OF PRODUCTS OF COMBUSTION FROM HOUSE FIRE CAUSED BY HOT PLATE
89	B	F	ACCIDENT	HOME	HOUSE FIRE
53	B	M	ACCIDENT	VACANT BUILDING	INHALATION OF PRODUCTS OF COMBUSTION FROM INCENDIARY FIRE
72	B	F	ACCIDENT	HOME	SMOKE INHALATION/HOUSEFIRE
83	B	F	ACCIDENT	HOME	INHALED SMOKE DURING HOUSE FIRE
2	B	M	ACCIDENT	HOME	HOUSE FIRE, SMOKE INHALATION
53	B	F	ACCIDENT	HOME	HOUSE FIRE, SMOKE INHALATION, JUMPED FROM 2ND FLOOR WINDOW, BIT BY DOG
50	B	M	ACCIDENT	HOME	HOUSE FIRE, SMOKE INHALATION
82	B	M	ACCIDENT	HOME	ACCIDENTAL HOUSEFIRE
49	B	M	ACCIDENT	UNDER TRAILER/PK LOT	INHALED PRODUCTS OF COMBUSTION FROM ACCIDENTAL FIRE
49	B	F	HOMICIDE	HOME	REPORTEDLY STABBED AND THEN SET ON FIRE BY ANOTHER
29	B	M	UNDETERMINED	APARTMENT	APARTMENT FIRE

Information Regarding 29 people who died of INJURIES Occurring at Work

AGE	RACE	SEX	MANNER	How Injury Occurred
31	W	M	ACCIDENT	SHOCKED WHILE WORKING ON AN ELECTRICAL PANEL
72	B	M	ACCIDENT	FALL DOWN STAIRS
	B	M	ACCIDENT	CAR FELL OFF JACKS AND ONTO HEAD
47	W	M	ACCIDENT	FELL TO GROUND FROM SCAFFOLDING (APPROX. 12 FEET)
58	H	M	ACCIDENT	FELL FROM SCAFFOLDING ONTO CONCRETE
35	B	M	ACCIDENT	STUNG BY AN INSECT
21	H	M	ACCIDENT	STRUCK BY LARGE TREE
56	B	M	ACCIDENT	FALL FROM HEIGHT ONTO CONCRETE FLOOR
53	B	M	ACCIDENT	DISCONNECTED CABLE ON FRONT END LOADER CAUSING BUCKET TO STRIKE HIM
39	W	M	ACCIDENT	HIT IN HEAD WHILE CUTTING DOWN TREE
26	B	M	ACCIDENT	PASSENGER FELL OUT OF LEFT TURNING GOLF CART, STRUCK HEAD ON GROUND (occurred at a job site at which golf carts were used)
52	W	M	ACCIDENT	HIT BY RECOILING TREE WHILE CUTTING IT DOWN
31	W	M	ACCIDENT	FELL FROM 120 FEET
17	B	M	ACCIDENT (T)	PASSENGER IN SINGLE VEHICLE COLLISION WITH UTILITY POLE
55	B	M	ACCIDENT (T)	DRIVER/TRACTOR TRAILER/EJECTED AFTER VEHICLE JACK-KNIFED
26	W	M	ACCIDENT (T)	HIT BY CAR
34	W	M	ACCIDENT (T)	MECHANIC/WORKING UNDERNEATH AMBULANCE/ROLLED OVER HIM
43	W	M	ACCIDENT (T)	STANDING BEHIND BUS/ STRUCK BY CAR
26	B	F	HOMICIDE	SHOT BY OTHER
17	B	M	HOMICIDE	SHOT BY ANOTHER
53	W	M	HOMICIDE	SHOT BY OTHER(S)
31	H	M	HOMICIDE	SHOT BY OTHER
52	B	F	HOMICIDE	SHOT BY OTHER(S)
34	W	F	HOMICIDE	SHOT BY OTHER(S)
53	B	M	HOMICIDE	STABBED BY OTHER(S)
41	B	M	HOMICIDE	SHOT BY OTHER(S)
	H	M	HOMICIDE	SHOT BY OTHER
42	B	M	SUICIDE	STABBED SELF IN CHEST WITH KNIFE
30	B	M	SUICIDE	SHOT SELF WITH HANDGUN

Information Regarding 11 Persons who died of NATURAL CAUSES at Work

AGE	RACE	SEX	Cause of Death
37	B	M	Cardiac-Anomaly
40	W	M	Cardiac-ASCVD-IHD
48	B	M	Cardiac-Hypertension
50	B	F	Cardiac-Hypertension
54	B	M	Cardiac-ASCVD-IHD
55	B	M	Cardiac-ASCVD-IHD
61	W	M	Cardiac-ASCVD-IHD
62	H	M	Cardiac-Valve Anomaly
64	W	M	Cardiac-ASCVD-IHD
76	B	M	Cardiac-ASCVD-IHD
77	W	M	Cardiac-ASCVD-IHD

Information Regarding Non-Natural Cases Reported 3 or More Days Following Death

AGE	RACE	SEX	MANNER	How Injury Occurred
41	B	M	ACCIDENT	ILLICIT DRUG USE COMBINED WITH EXPOSURE TO COLD WEATHER
89	W	F	ACCIDENT	FALL FROM STANDING HEIGHT
83	W	M	ACCIDENT	FALL AT HOME
94	W	F	ACCIDENT	FELL TO GROUND
71	W	F	ACCIDENT	FALL FROM STANDING HEIGHT
96	B	F	ACCIDENT	FALL FROM STANDING HEIGHT
85	W	M	ACCIDENT	FALL FROM STANDING HEIGHT
91	W	F	ACCIDENT	FALL FROM STANDING HEIGHT
63	B	F	ACCIDENT	ALLERGIC REACTION TO PRESCRIBED MEDICATION
54	B	M	ACCIDENT	USED ILLICIT SUBSTANCE
56	B	M	ACCIDENT	PEDESTRIAN TRAIN COLLISION
86	W	M	ACCIDENT	AORTIC BALLOON FAILED TO DEFLATE; PROLONGED SURGERY
85	W	F	ACCIDENT	FELL WHILE USING WALKER AT HOME
82	B	M	ACCIDENT	ACCIDENTAL HOUSEFIRE
87	A	M	ACCIDENT	FELL FROM SITTING HEIGHT
53	B	F	ACCIDENT	FELL AT HOME
84	W	M	ACCIDENT	SLIPPED AND FELL TO FLOOR AT HOME
63	W	M	ACCIDENT	FELL DOWNSTAIRS ON MOTORIZED TRANSPORTER
63	B	F	ACCIDENT	FELL IN BATHROOM
90	W	F	ACCIDENT	FALL FROM STANDING HEIGHT
44	W	M	ACCIDENT	FELL FROM STANDING HEIGHT WHILE CROSSING STREET
72	W	M	ACCIDENT	FALL FROM STANDING HEIGHT
97	B	F	ACCIDENT	FELL FROM STANDING HEIGHT
79	B	F	ACCIDENT	HAD STROKE, FELL AND BROKE LEFT HIP
78	W	M	ACCIDENT	FALL FROM STANDING HEIGHT
96	W	F	ACCIDENT	FALLS FROM STANDING HEIGHTS
82	B	F	ACCIDENT	FELL FROM STANDING HEIGHT
81	W	M	ACCIDENT	FALL FROM STANDING HEIGHT
78	A	M	ACCIDENT	FALL FROM STANDING HEIGHT
89	W	F	ACCIDENT	FELL WHILE WALKING
81	W	M	ACCIDENT	FALL FROM STANDING HEIGHT
79	W	F	ACCIDENT	UNKNOWN
72	W	M	ACCIDENT	FALL FROM STANDING HEIGHT
67	B	F	ACCIDENT	CONSUMED SEAFOOD/ALLERGY TO SHELLFISH
61	B	F	ACCIDENT	FELL FROM WHEELCHAIR
75	B	F	ACCIDENT (T)	DRIVER/LOST CONSCIOUSNESS/STRUCK ANOTHER CAR
51	W	F	ACCIDENT (T)	DRIVER OF VAN/LOST CONTROL/ STRUCK RETAINING WALL
58	W	M	ACCIDENT (T)	PEDESTRIAN STRUCK BY UNIDENTIFIED VEHICLE
51	B	M	HOMICIDE	ASSAULTED BY OTHER
92	B	M	HOMICIDE	ASSAULTED BY OTHER(S)
60	B	M	HOMICIDE	ASSAULTED BY OTHER(S)
49	B	F	HOMICIDE	REPORTEDLY STABBED AND THEN SET ON FIRE
52	B	M	HOMICIDE	SHOT BY OTHER
62	B	M	HOMICIDE	SHOT BY ANOTHER WITH HANDGUN
40	B	M	SUICIDE	COLLAPSED INTO BATHTUB; INGESTED OTC MEDICATION

COMMENTS AND TRENDS

As in the past, Black/African Americans account for about 63% of cases certified by FCME although Black/African Americans comprise about 44% of the county-wide population. This has historically been explained by the higher rate of violent death among minority populations and lesser access to health care and physicians who can certify deaths. The number of Hispanic/Latinos in the medical examiner case population has risen over the past few years, paralleling an increase in their numbers in the Fulton County population.

The Suicide rate in Fulton County approximates the national average. In 2002, there were 2 suicides among persons less than 20 years of age—fewer than in some previous years. As in the past, suicide rates are higher in the white population but suicides among the Black/African American population account for about 30% of suicide cases—an increase in comparison the previous decades. The use of firearms and hanging—the two most common methods of suicide-- account for 45% and 23% of suicides, respectively.

As in the past, the homicide rate in Fulton County is higher than the national average. Most homicides occur with the City of Atlanta. Black/African-American males represented 70% of homicide victims. About one in six homicides involve a victim that is 20 years of age or younger. 78% of homicide victims are age 40 years or younger. 75% of homicides involve a firearm as the weapon, and some form of handgun, pistol, or revolver is most commonly employed. The number of homicides in 2002 (n=203) is the highest number of homicides since 1996—in which there were 235 homicides—however, the population of Fulton County has increased during that time and the demographics of the population have changed as well. The number of Hispanic-Latinos among homicide victims has increased in recent years.

Homicides and suicides typically tend to occur in different demographic-geographic areas which, in general terms, parallel socioeconomic conditions therein.

Vehicle drivers account for slightly less than half of traffic fatality victims. Most traffic fatality incidents occur on roadway types other than the interstate system. The rate of traffic fatalities is about the same as the national average.

The most common cause of unintentional or accidental deaths (not including traffic fatalities) is the toxic effects of drugs—both prescription and illicit types. The second most common cause involves some type of fall—especially among the elderly where falls outnumber drug-related deaths. The rate of accidental deaths in Fulton County is higher than the national average—probably due to the significant number of drug-related deaths. The most common drug involved in these cases is cocaine—either alone or in combination with other drugs such as opiates.

Cases that are classified as “Undetermined” manner usually involve situations when: there is insufficient information to decide between two or more possible manners of death (such as inability to determine whether a drug overdose was accidental or an intentional suicide), or; as matter of office policy. For example, in 2002, the medical examiner staff opted to classify SIDS-like infant deaths as undetermined manner because many have associated risk factors (such as bed-sharing, soft bedding, etc) that suggest external causes as a causative or contributory factor to death. As a result, the largest portion of cases with manner undetermined involved infants. The next largest group includes cases in which it has not been possible to identify a cause of death.

The extent of toxicology testing done in recent years has declined because of budgetary and accreditation issues at the Division of Forensic Sciences, which performs toxicology testing for FCME as provided for by law. Alcohol remains the most commonly detected drug but cocaine is also detected in a significant number of cases. Most drug-caused deaths involve cocaine, ethanol, and/or opiates alone or in combination, although antidepressants, other analgesics, and sedative drugs also are observed. True poisonings with substances other than prescription drugs, illicit drugs, and carbon monoxide appear to be rare—or at least they are rarely detected if they are occurring.

Although a wide variety of natural disease conditions are encountered, the most common causes of natural deaths certified by the medical examiner involve cardiovascular disease and chronic substance abuse, usually ethanol (alcohol). This is not unexpected because cardiovascular disease often causes sudden death, and those cases involving chronic substance abuse bring up the possibility of acute drug toxicity—both of these circumstances being reasons for the medical examiner to accept jurisdiction when such cases are reported.

About 1/3 of Deaths of children age 17 and younger involve infants—most of whom fall into the SIDS-like category (manner undetermined). Of the remaining children, accidental deaths, homicide, and natural deaths are seen in approximately equal numbers.

Among the elderly, as expected, cardiovascular disease and falls are the two groups that account for the largest numbers of death.

Most in-custody deaths involve natural causes, followed by suicide, then homicide. Most fire-related deaths involve accidental structural or house fires. The most common form of multiple fatality incident involves motor vehicle accidents, followed by multiple-victim homicide. Most fatal injuries occurring at work are accidents, which occur about twice as often as homicide involving someone who is at work. Virtually all natural deaths at work in 2002 involved cardiovascular causes.

Occasionally, deaths that should be reported to the medical examiner are not reported in a timely manner by the agency which should have reported it. In such cases, the medical examiner needs to do a “retrospective” investigation—often requiring reconstruction of events from medical and other paper records. For such cases involving non-natural causes, we average about one such case per week, and these cases usually involve falls in the elderly. Most cases also involve situations in which the decedent was in the hospital when death occurred. Treating physicians are concerned with medical management of the patient and sometimes forget that the reason for the patient’s original admission to the hospital was an injury, and they then fail to report the death to the medical examiner.

Although our main duty is to determine the cause, manner, and circumstances of individual deaths, we collect a large amount of cumulative information in the process. It is such information which forms the basis of this report. It is hoped that the information in this report may be useful to public health, public safety, and other policy and program planners who strive to improve the safety and quality of life. Additional data may be available for specialized studies that go beyond the general data presented in this report.

FCME VISION AND MISSION STATEMENT



The Fulton County Government Vision, Mission, and Values are:

Vision: People, Families, Neighborhoods

Mission: To serve, protect, and govern in concert with local municipalities.

Values: People, customer service, ethics, innovation, resource management, equal opportunity.

The Fulton County Medical Examiner Mission is:

To serve the citizens of Fulton County, the public, and the justice system, and to foster public health, safety, and well-being by conducting death investigation in accordance with the law and professional standards.

The Fulton County Medical Examiner Vision is:

Guiding Philosophy: Death Investigation uses knowledge, experience, skill, and technology, and when performed with intellectual honesty, fosters truth, justice, health, and safety.

Purpose: We strive to safeguard personal liberty and public well-being.

Goals: Relying upon knowledge, experience, skill, professionalism, technology, and evidentiary principles, we will conduct death investigation that is above reproach and worthy of the public trust. Judges, attorneys, and juries will understand our work and testimony and will use it to find the truth. Our work will assist in bringing the culpable to appropriate and expedient justice; in vindicating the wrongly accused; in advancing knowledge; and in safeguarding the public. The public will be informed and educated through our work. The courts, media, and public will understand and appreciate the value of our work. Every person affected by our work will know that it is done with integrity and that outcomes based on our work will be fair, just, and appropriate.